RIVANNA

SOLID WASTE AUTHORITY

Board of Directors Meeting

November 18, 2025

2:00pm

RIVANNA SOLID WASTE AUTHORITY
695 Moores Creek Lane | Charlottesville, Virginia 22902-9016
434.977.2970
434.293.8858
www.rivanna.org

BOARD OF DIRECTORS

Regular Meeting of the Board of Directors of the Rivanna Solid Waste Authority

DATE: **November 18, 2025**

LOCATION: **Albemarle County Service Authority, 168 Spotnap Road, Charlottesville, VA 22911**

TIME: **2:00 p.m.**

AGENDA

1. ***CALL TO ORDER***

2. ***AGENDA APPROVAL***

3. ***MINUTES OF PREVIOUS BOARD MEETING ON SEPTEMBER 23, 2025***

4. ***RECOGNITION***
   a. *Resolution of Appreciation for Jim Andrews, RSWA Board Member*
   b. *Resolution of Appreciation for Brian Pinkston, RSWA Board Member*

5. ***EXECUTIVE DIRECTOR'S REPORT***

6. ***ITEMS FROM THE PUBLIC***
   Matters Not Listed for Public Hearing on the Agenda

7. ***RESPONSES TO PUBLIC COMMENTS***

8. ***CONSENT AGENDA***
   a. *Staff Report on Finance*
   b. *Staff Report on Ivy Solid Waste and Recycling Center*
   c. *Staff Report on Administration and Communications*
   d. *Approval of Board Meeting Schedule for Calendar Year 2026*
   e. *Approval of the Holiday Schedule for Calendar Year 2026*

9. OTHER BUSINESS

a. Presentation: Enhanced Employee Safety with "OK Alone" System
Daniel Campbell, Director of Operation and Environmental Services

b. Presentation: The Future of Solid Waste Programs
Bill Mawyer, P.E., Executive Director

10. OTHER ITEMS FROM BOARD/STAFF NOT ON THE AGENDA

11. CLOSED MEETING

12. ADJOURNMENT

GUIDELINES FOR PUBLIC COMMENT AT RIVANNA BOARD OF DIRECTORS MEETINGS

If you wish to address the Rivanna Board of Directors during the time allocated for public comment, please raise your hand or stand when the Chairman asks for public comments.

Members of the public requesting to speak will be recognized during the specific time designated on the meeting agenda for "Items From The Public, Matters Not Listed for Public Hearing on the Agenda." Each person will be allowed to speak for up to three minutes. When two or more individuals are present from the same group, it is recommended that the group designate a spokesperson to present its comments to the Board and the designated speaker can ask other members of the group to be recognized by raising their hand or standing. Each spokesperson for a group will be allowed to speak for up to five minutes.

During public hearings, the Board will attempt to hear all members of the public who wish to speak on a subject, but it must be recognized that on rare occasion comments may have to be limited because of time constraints. If a previous speaker has articulated your position, it is recommended that you not fully repeat the comments and instead advise the Board of your agreement. The time allocated for speakers at public hearings are the same as for regular Board meetings, although the Board can allow exceptions at its discretion.

Speakers should keep in mind that Board of Directors meetings are formal proceedings and all comments are recorded on tape. For that reason, speakers are requested to speak from the podium and wait to be recognized by the Chairman. In order to give all speakers proper respect and courtesy, the Board requests that speakers follow the following guidelines:

- Wait at your seat until recognized by the Chairman.
- Come forward and state your full name and address and your organizational affiliation if speaking for a group;
- Address your comments to the Board as a whole;
- State your position clearly and succinctly and give facts and data to support your position;
- Summarize your key points and provide the Board with a written statement, or supporting rationale, when possible;
- If you represent a group, you may ask others at the meeting to be recognized by raising their hand or standing;
- Be respectful and civil in all interactions at Board meetings;
- The Board may ask speakers questions or seek clarification, but recognize that Board meetings are not a forum for public debate; Board Members will not recognize comments made from the audience and ask that members of the audience not interrupt the comments of speakers and remain silent while others are speaking so that other members in the audience can hear the speaker;
- The Board will have the opportunity to address public comments after the public comment session has been closed;
- At the request of the Chairman, the Executive Director may address public comments after the session has been closed as well; and
- As appropriate, staff will research questions by the public and respond through a report back to the Board at the next regular meeting of the full Board. It is suggested that citizens who have questions for the Board or staff submit those questions in advance of the meeting to permit the opportunity for some research before the meeting.

The agendas of Board meetings, and supporting materials, are available from the RWSA/RSWA Administration office upon request or can be viewed on the Rivanna website.

Rev. September 7, 2022

RIVANNA SOLID WASTE AUTHORITY
695 Moores Creek Lane | Charlottesville, Virginia 22902-9016
434.977.2970
434.293.8858
www.rivanna.org

RSWA BOARD OF DIRECTORS
Minutes of Regular Meeting
September 23, 2025

A regular meeting of the Rivanna Solid Waste Authority (RSWA) Board of Directors was held on Tuesday, September 23, 2025, at 2:00p.m. at the Albemarle County Service Authority, (1st Floor Conference Room), 168 Spotnap Road, Charlottesville, VA 22911.

Board Members Present: Mike Gaffney, Brian Pinkston, Sam Sanders, Jim Andrews, Steven Hicks, Jeff Richardson, Jeffrey Dumars.

Board Members Absent: None

Rivanna Staff Present: Bill Mawyer, Phil McKalips, Lonnie Wood, David Tungate, Betsy Nemeth, Stephanie Deal, Deborah Anama, Jacob Woodson, Tanner Wright, Jeff Southworth, Westley Kern, Jennifer Whitaker.

Attorney(s) Present Valerie Long

1. CALL TO ORDER

Mr. Gaffney convened the September 23, 2025 regular meeting of the Board of Directors of the Rivanna Solid Waste Authority at 2:00 p.m.

2. AGENDA APPROVAL

Mr. Pinkston moved that the Board of Directors adopt the Agenda as presented. Mr. Andrews seconded the motion, which carried unanimously (7-0).

3. MINUTES OF PREVIOUS BOARD MEETING ON JULY 22, 2025

Mr. Pinkston moved that the Board of Directors approve the minutes of the previous Board meeting on July 22, 2025. Mr. Richardson seconded the motion, which carried unanimously (7-0).

4. RECOGNITION

There was none.

5. EXECUTIVE DIRECTOR'S REPORT

Mr. Mawyer stated that he would like to extend his thanks to the Albemarle County Service Authority and Mr. Lunsford, ACSA Executive Director, for hosting the Rivanna Boards for the next two years while they renovated their Administration building at Moores Creek.

Mr. Mawyer stated that first, they had their workload graph from the transfer station. He stated that in 2021, they had about 152 tons per day. Now they were transferring about 236 tons per day, a significant increase over four years. He stated that they were permitted to transfer 450 tons

DRAFT

per day, and they'd had two days recently where they exceeded 450 tons. He stated that the tonnage continued to increase over time.

Mr. Mawyer stated that a few months ago, the RSWA Board approved the organization's transition to a cashless payment system at the Ivy Solid Waste and Recycling Center (ISWRC). He stated that staff marketed the new system with several large banners at Ivy, McIntire, and the Southern Albemarle Convenience Center. He noted that they also had a press release to the media, which was sent to 61 emails and 18 news agencies to reach as much of the community as possible, and they had also had notices on their website and social media.

Mr. Mawyer stated on September 16, 2025, they celebrated National Information Technology Professionals Day. He thanked their IT staff, along with ACSA's IT staff, for getting them set up in the ACSA conference room. He stated that their team of eight professionals managed about 700 devices and over 80,000 supervisory control and data acquisition (SCADA) points and alarms, which they managed 24/7/365. He expressed his sincere appreciation for all that the IT team did for Rivanna and the community.

Mr. Mawyer reported that they had their e-waste special collection event on September 13, 2025, with 337 customers, 277 from the County and 60 from the City. He announced that this weekend they had the furniture and mattresses event, next weekend household appliances, and the following weekend the tire disposal event.

Mr. Mawyer reported that the company Brown Advisory came to the landfill to bag oyster shells again. He stated they also did the bagging 2years prior as part of the United Way Day of Caring. He explained that shells were taken to the Virginia Commonwealth University Rice Rivers Center to put them back in the river to clean the water. He stated that they greatly appreciated the support from Brown Advisory. He continued to report that RSWA provided a dumpster for the Rivanna Conservation Alliance for a river cleanup during which they collected over 1,700 pounds of debris including tires, propane tanks and other items. He stated that RSWA took that waste to Ivy for disposal for the RCA.

Mr. Mawyer stated that their strategic plan priority of infrastructure and planning was moving forward as construction of the baling facility was ongoing. He stated that they had been clearing vegetation and pouring the concrete footings.

Mr. Mawyer reported that one of their employees, Betsy Nemeth, had announced her retirement, which she would be taking at the end of the year. He stated that she had spent almost ten years with Rivanna, so they would be celebrating her retirement in the coming months. He congratulated her on her retirement and looked forward to that.

Mr. Gaffney congratulated Ms. Nemeth on her retirement.

ITEMS FROM THE PUBLIC

Matters Not Listed for Public Hearing on the Agenda

There were none.

6. RESPONSES TO PUBLIC COMMENTS

There were no speakers; therefore, there were no responses.

DRAFT

7. CONSENT AGENDA

a. Staff Report on Finance

b. Staff Report on Ivy Solid Waste and Recycling Center

c. Staff Report on Administration and Communications

Mr. Andrews moved that the Board of Directors adopt the Consent Agenda as presented. Mr. Pinkston seconded the motion, which carried unanimously (7-0).

8. OTHER BUSINESS

a. Presentation: Solar Project Update
Phil McKalips, Director of Solid Waste

Phil McKalips, Director of Solid Waste, reported that they were very close to having the solar project at Ivy come to fruition. He explained that this was a process they started in 2017, so it had been a long road. He stated that they could see where the development was inside the yellow line on what they called cell 2 unlined. He stated that all the arrays in the solar development were up, and the remaining work would be to put a fence around them. He stated that the fencing was mostly complete, but they were working on the gates. He stated that Dominion was approaching security for this as they would with any other power plant, so it was a very rigorous and involved system.

Mr. McKalips noted that there were gaps between some of the arrays, which were areas where there were gas wells in the original landfill cell. He stated that they blocked them out of where solar panels were installed. He stated that they began this project in 2017 with a Request for Proposals out into the market with the solar development companies. They received a positive reply from Community Power Group. He stated that they had gone through several amendments with the company, who ultimately proposed the project to the County and got a special use permit.

Mr. McKalips stated that Dominion Energy purchased the project from Community Power Group in 2023. He stated that the interconnections with the grid were going on currently. He stated that Rivanna was paid $800 an acre, and as the development was 13.875 acres, that was about $11,000 a year for 25 years. He added that there were two five-year renewal growth options at the end of that, and they got a $100,000 one-time payment when the solar farm was operational.

Mr. McKalip stated that the development would generate about three megawatts of power, which was roughly about 3,000 homes. He stated that likely one of the biggest benefits for them was Dominion was going to take care of all the mowing, which was intensive considering the large amount of land in the development.

Mr. Mawyer added that the 3,000 homes equivalence was a rough estimate he had obtained from Google, and he just wanted to clarify that Dominion had not provided that number.

Mr. McKalips stated that Dominion would be responsible for everything, cleaning the panels, reorienting them, and correcting any settlement. He stated that if the Department of Environmental Quality came in and stated they needed to do complete repairs to the landfill cap, they would remove their solar devices, repair the cap, and put their equipment back. He stated

DRAFT

that Rivanna had not lost any rights or responsibility for the cell itself, but Dominion's lease was for management of the top of the cell.

Mr. Gaffney asked if the lease also included removal at completion.

Mr. McKalips replied absolutely. He stated that they were asked whether Rivanna could take over the solar development at some point in the future, and Dominion stated no. He stated that the gravel pads shown were where they were putting transformers and inverters. He stated that the gravel pads were built up so that that equipment did not rest directly on the landfill cell cap.

Mr. McKalips stated that they could also see the stone gabions, which were baskets full of rock. He stated that they were to act as a foundation and dead weight to hold the panels, so they did not move in the wind. He stated that they did not penetrate the cap of the landfill. He stated that outside of the development area, there was an additional pole yard where all the electric interconnection devices and switches would be, which was located between the transfer station and the flare and took up about an acre.

b. Presentation: Financial Update; Year-end Results
Lonnie Wood, CPA, Director of Finance

Lonnie Wood, CPA, Director of Finance, stated that before he got started, he would tell the Board that numbers in this presentation were 95% audited. He stated that they usually waited a little bit longer to get official liability numbers in from VRS, but this is generally what the year-end true-up was going to be based on. He reported that they ended their fiscal year, from a bottom-line perspective, close to what they had anticipated. He explained that they had anticipated a $4.235 million deficit, but they ended with a $4.199 million deficit, which was only 0.8% variance on the favorable side.

Mr. Wood stated that in terms of how they got there, they had a 6% increase in their revenue over anticipated amounts, and that generated additional costs. He stated that their costs were about 0.3% over budget estimates. He stated that the revenue variance was the largest one, MSW and construction debris, where they brought in about 1,600 more tons than they had budgeted, generating $149,200 in additional revenue. He stated that they also brought in clean fill, about 38,000 tons more than they had budgeted, bringing in $129,800 more revenue than their budget estimate. He stated that grindable vegetation had the same issue, as they brought in 7% more tonnage, generating $34,600 in additional revenue.

Mr. Wood stated that interest rates remained high during last year, generating $58,000 more revenue. He stated that revenue from recycled materials decreased, while their tonnages were relatively flat. He stated that their largest revenue generator for recycled materials, cardboard, experienced a price decrease of $6.50 per ton on average for the entire year, resulting in a loss over budget estimates. He stated that their service charges increased by $32,000, which was $1 or $10 per ton, depending on the locality. He stated that additionally, their grants increased by $23,000, as they successfully applied for and were awarded two different grants this year. He stated that the total variance in their revenue over budget was $329,000, with a 1% variance in their overall revenue.

Mr. Richardson asked if the two grants totaled $23,700.

Mr. Wood clarified that was the amount over what they had estimated.

DRAFT

Mr. Mawyer stated that the total amount awarded by the grants was approximately $63,000.

Mr. Richardson stated he was trying to understand how they ended up with more grant money than they initially anticipated.

Mr. McKalips stated that it was a fee on sodas sold in the Commonwealth, so whatever the state brought in, which may fluctuate, would impact the grant amounts.

Mr. Wood stated that the list of their variances and expenses over budget was provided in this report as well. He reported that personnel costs were $166,000 over budget; however, $50,000 was a budgeting error and the rest was due to turnover, leave payout, and administrative increases. He stated that engineering came in under budget by $77,000. He stated they did not spend as much on the Northern Area Convenience Center as they had anticipated, resulting in a savings. He stated that equipment maintenance went over budget by $71,000. He stated one piece of equipment, a CAT 325, cost $96,000 to repair this year.

Mr. Wood stated that the MSW contract disposal, related to the 1,600 additional tons brought in, resulted in increased disposal and transportation costs, but they also generated more revenue. He stated that fuel savings were $95,800. He stated that although the fuel price was decreasing, they were still consuming the same amount of fuel. He stated that IT subscriptions and support were related to the charge capture system that landfills were going to implement in FY 25 were pushed into FY 26, resulting in savings. He stated that facility maintenance was just routine, and they spent $88,000 on gravel for the roads, which went over budget slightly. He stated the remaining variances total $28,400. He stated that with the total budget variance over budget being $294,500.

Mr. Wood stated that the FY 2025 true-up was very close to their budget estimates. He stated that this was governed by four or five different local government cost agreements between the City, County, UVA and Rivanna. He stated they would complete the year with a refund of $18,700 to the County while the City would receive an invoice for $3,300.

(Motion and Vote to Recess the RSWA Board Meeting)

Mr. Andrews moved that the Board of Directors recess the RSWA meeting. Mr. Pinkston seconded the motion, which carried unanimously (7-0).

(Motion and Vote to Reconvene the RSWA in a Combined Session with RWSA)

Mr. Dumars moved that the Board of Directors reconvene the RSWA meeting for a combined session with RWSA. Mr. Pinkston seconded the motion, which carried unanimously (7-0).

c. Presentation: Education Center Progress Report
Jennifer Whitaker, P.E., Director of Engineering and Maintenance

Ms. Whitaker stated she would discuss the status of the new Education Center component to be constructed and created as part of the Administrative building renovation and addition project. She stated the Education Center process began in late 2023, as they were working on the new Administration Building design. She stated that there were several points at which they paused the building design and reconfigured it to better accommodate the Education Center.

DRAFT

Ms. Whitaker stated that they transitioned from a planning process, which involved capturing the mission, scope and big ideas for the Education Center. She stated they wanted to convey to their community and visitors who the Rivanna Authorities were and how they interacted with the greater Charlottesville area. She stated that to achieve this, they formed a committee and worked with a company called PRD, which specialized in museum curation and education center design.

Ms. Whitaker explained that PRD guided them through the process, helping staff move from conceptual ideas to concrete design development, and into the final design phase, where they will refine the physical layout of the facility. She stated that as she walked the Board through the information today, she would ask that they please keep in mind that some of the work had already progressed beyond what she was showing today.

Ms. Whitaker stated that they had the building layout for the new administrative building. She stated that the Educational Center would be a two-story component within the building, and as they moved to the schematic view, the Board could see the entrance to the building at the top of the cutaway. She stated that visitors would enter the building through the lobby and then turn right into the educational center.

Ms. Whitaker stated that they could make a counterclockwise rotation through the center of the education area, potentially visiting the classroom space, which could be used as a wet lab for demonstration projects and educational events. She stated that the space was also equipped with public bathrooms, making it suitable for holding events and educational programs. She stated they had to come up with a concept plan early on, identifying the key elements that were important to their organization.

Ms. Whitaker stated that first and foremost, they wanted to create a welcoming space that would make visitors feel at ease. She stated that the lobby space served as a welcome area, not only for the Educational Center but also for the building and its functions. She stated that upon entering the education center, the second space was the "past and present" space, which would tell the story of how the RWSA and RSWA came to be and some of the historically significant events.

Ms. Whitaker stated that the third space was about water science, represented by the green area that flowed through the center and along the edges. She stated that much of their work focused on drinking water and its impact on their community, including how it moved through their community and was treated for the betterment of the community. She stated that they wanted to highlight this aspect. She stated that they also had a visual representation of the organizations and their offerings as visitors left the educational center. She stated that as she mentioned, they had the instructional space, a wet lab/classroom which would provide hands-on learning experiences.

Ms. Whitaker stated that as they progressed through the design process, they brought in experts to discuss typography, color, and overall aesthetics. She stated that they explored whether they wanted the center to be playful, serious, or educational, and targeted specific grade levels and audiences. She stated that a graphic specialist helped articulate their vision through simple design, incorporating water and piping systems into the iconography. She stated that they also discussed exhibit materials, considering touch, smell, and visual representation, particularly for school-aged children.

Ms. Whitaker stated that while the designs were conceptual at this stage, they generally had designed the layout so that when someone entered the lobby, one would see their reception desk to the left and the welcome sign immediately in front, with a wave-like water action design. She

DRAFT

stated on the right-hand side, there was a graphic explaining why water mattered, including its uses. She stated that through the glass doors was the Educational Center. She stated that there was the past and present section, which featured Holsinger photographs and information about the dams built in the 1880s, as well as pertinent local historical information.

Ms. Whitaker stated this space offered opportunities to discuss the significance of water in their community and its relevance to their current work. She stated that as one continued through the facility, one would notice a large map on the wall in front, which displayed the location of their facilities, their interconnections, and how they tied into their community.

Ms. Whitaker stated the next section was their water science section. She stated this space was made up of three separate kiosks with hands-on activities, and the ceiling featured clouds, lighting, and colors. She stated that also, because it was two stories tall, visitors on the second floor could look down into the Education Center through windows, adding interest to the space. She stated the three kiosks focused on the water cycle, watersheds, topography, and water testing. She stated that the water cycle was tied to the current sixth-grade science educational standards, and students would be able to learn through hands-on activities.

Ms. Whitaker stated that they would also discuss water testing, both theoretically and through physical tests at the kiosk. She stated that the next portion of the exhibit was the stewardship wall, which explored how community members could be part of preserving water resources. She stated that big-picture concepts would be visible from across the room. She stated that however there were hands-on activities that discussed topics such as trash and recycling how to save water, as well as fighting pollution.

Ms. Whitaker stated an inset would highlight some of their key working partners. She stated that it would be a pipe wall with different cross-sections of pipes that would stand out from the wall, allowing visitors to see who some of their key partners were. She stated that these displays were three-dimensional, making them approachable by both adults and children.

Ms. Whitaker stated on the back wall was the entrance to the educational space, and the pipes on the wall would feature their largest and smallest diameter pipelines in the system. She stated that these pipes were designed to be impressive, with some being half or three-quarters of a person's height, making them a striking feature of the space. She stated in addition to the water and wastewater treatment processes, they would also have a visual representation of the water flowing from the reservoirs to their homes and back into the river.

Ms. Whitaker stated that the exhibit in the middle of the room would be sliding screens, where the graphics would change as you slid the monitor from left to right, highlighting individual processes involved in both the water treatment and wastewater sides. She stated this interactive display would allow visitors to see staff performing activities such as flocculation and sedimentation, and learn more about water sources, conservation, and other related topics.

Ms. Whitaker stated the next section was about how water was used, which explored how water fits into their community, including its use for recreation, water and sewer services, and supporting various industries such as hospitals, manufacturing, and agriculture. She stated this section would also provide context for activities like fishing, agriculture, and livestock, helping visitors understand the broader impact of water uses in their community. She stated the final section was their "Future" section, which aimed to leave a lasting impression on visitors and provide an overview of their organization's work and goals. Ms. Whitaker stated they had

DRAFT

decided to make the latter section larger and the adjoining section smaller, allowing them to highlight some of the exciting work being done.

Mr. Gaffney stated that he wanted to suggest that it would be particularly impactful to include the whole 50 years of Rivanna history, including Jim Carpenter's photo of Sugar Hollow Reservoir when it was mud. He stated that image would help to contextualize their work over the past 30 years, highlighting the construction of reservoirs and pipes, and providing a visual representation of their progress.

Mr. Lunsford stated that the way this was coming together looked phenomenal. He stated he thought the potential for Rivanna and others to use this space to inspire the next generation of water and wastewater, solid waste management professionals was there. He stated he was not sure if there was a way to build enthusiasm around the available careers in this field, but he thought that should be a consideration.

Mr. Gaffney stated that maybe that could be part of the "future" section.

Ms. Whitaker stated and she thought their intention was to convey that through photography. She stated for example, in the water treatment section, they wanted to show how the different roles and tasks were performed, so that as one looked at the images, they could see a mechanic, an operator, and others doing their respective jobs, and that helped to highlight the various aspects of the process.

Mr. Richardson asked if there was any private sector funding involved in this education center, or if it was all public funding.

Mr. Mawyer stated the public water and wastewater customers in the community were currently funding it, but they were exploring opportunities with private funding. He stated for instance, organizations like Dominion Energy sponsored exhibits at the Science Museum of Virginia. He stated they planned to pursue those types of partnerships.

Mr. Richardson stated that he would love for the staff to feel empowered to explore public-private partnerships, even potentially a naming opportunity for the education center. He stated that he would encourage staff to look for things like that. Mr. Mawyer stated that Mr. Gaffney had suggested several months ago that they should explore sponsorship opportunities.

He stated that they visited the Loudoun Water education center recently and got a lot of good ideas. He stated that the Loudoun education center had been in place for about 15 years and was busy all the time providing tours.

Ms. Whitaker stated that additionally, frequently when school groups visited, including college-age students, staff took them on a guided tour around the wastewater plant. She stated they were also creating signage that would be placed around the plant, forming a guided tour of the site.

d. Presentation: Rivanna Websites
Westley Kern, Communications and Outreach Coordinator

Mr. Kern stated that his presentation was not nearly as serious or hard-hitting as some of the others presented to the Board today, but that the Authorities' website and communication efforts held a lot of weight in how the public viewed the organization. He stated that he would talk about what they have completed over the last year and a half. He explained that the website

DRAFT

project started with their Strategic Plan in 2023. He stated that they refreshed the plan, and in it, they identified five key priorities.

Mr. Kern stated that this project really hit on two of those priorities, the first being Communication and Collaboration, which places the Authority in the forefront of people's minds. He stated that the website was one of the first areas that interested parties look to when learning about each authority. He stated that the other priority focused on Optimization and Resiliency, aiming to improve efficiencies while modernizing how individuals interacted in the digital realm.

Mr. Kern stated that the website was at the forefront of this ambition. He stated that however, before they dove into the story, they needed to see where they were. He noted that their website had really evolved over the years, and he had put together some screenshots of what it had looked like in the past, including the most recent version. He stated that he thought it was essential to look at the dates on the screen. He stated that it had been about a decade since they last updated the website, and one must consider how technology has evolved since then.

Mr. Kern stated that the peak of the Blackberry period was around 2011, and that marked the start of people using touchscreen smartphones to access the internet. He stated that at that point in time, they had just updated their website, which was mobile-friendly, but not to the point where the market was going, He stated that looking at the Strategic Plan of 2023, they took the time to think about how to make the website better for mobile users.

Mr. Kern stated that last year, the team at Rivanna put together an RFP to solicit proposals from outside agencies. He stated that they ultimately selected Red Orange Studio, who had a good track record. He stated that they were looking for three things in the proposals: they wanted to easily share information on their new website; they aimed to provide favorable user experience; and they wanted to collect backend data, seeing how people used their website helped them develop it as needs changed in the organization.

Mr. Kern stated that in June 2024, their team, led by Ms. Nemeth and Mr. Southworth, started laying the groundwork and working with the contractor. He stated that they provided basic graphics and formulated how they wanted the new website to look. He stated that he had provided a few screenshots from the chats during this process. He stated that they could see in the center of the screen that they were focusing on the layout and how visitors would navigate the new website. He stated that they wanted to make it easier for the end-user to find what they needed and to make it a seamless and positive experience.

Mr. Kern stated that on July 8, 2025, they launched the new website. He stated that he had provided three screenshots of what it looked like. He stated that the most notable difference from their old website to the new one was the separation of Authorities. He explained that the old website had both Authorities combined, making it difficult to navigate. He stated that by separating them out, it would make it easier to find information. He stated that they also made the website more mobile-friendly, with cascading tile sheets. This helps it display more nicely over a variety of platforms.

Mr. Kern stated that the new website also came with some new features, including search engine optimization. He stated this helped the website populate better in Google search results. He stated that they could add metadata, which allowed them to include descriptive keywords and information, so that when someone searched for something, it would populate more prominently in the search results. He stated that another key advantage was that they could see data on the

DRAFT

back end. He stated that for rivannawater.org, they had just over 1,400 unique visits to the website, and that many of their visitors had come multiple times.

Mr. Kern stated that they also had information about desktop versus mobile access. He stated that on the water and sewer side, it was evident that about two-thirds of users accessed it from a desktop computer or laptop, while a third accessed it from a mobile device. He stated that mobile access was a significant portion, and it was interesting to note that when they brought in solid waste numbers, total mobile users jumped substantially. He stated that this helped justify the importance of having the Authorities on separate domains.

Mr. Kern stated that 4,000 people had no interest in water and sewer; they were instead looking for solid waste information. He stated that with this breakdown of information, they could begin to understand what was different about these two groups of clienteles. He stated that a lot of people who were bringing trash, construction debris, or waste out to Ivy, were most likely not sitting in front of a computer; but instead working out in the field.

Mr. Kern stated that having that mobile aspect really helped those individuals access information remotely. The ease of obtaining information quickly allows end-users to make informed decisions that can translate to an increased use of our facilities He stated that next, he would briefly review the most popular pages on the websites, which helped them develop an understanding of where people were going.

Mr. Kern stated that they had a couple of traffic peaks in August. When looking at these numbers he could begin to correlate other potential communication channels that were driving traffic back to the website. He stated that if they looked at the bottom chart, they could see how external forces really drove interest and they were able to measure that on the back end. He stated that with the upper chart, they could see the same effect. He stated that when they did a press release and the news outlets covered it, they could see views jump on the website.

Mr. Kern stated that something interesting about the timing was that if they had a press release on a Friday, the news outlets would not cover it until the following week. He stated that they could see those delays in the web traffic. He stated that moving forward, this data could help with studying alternative communication efforts. He stated that they had started using a service called Email Octopus, which was a customer relationship management (CRM) tool that allowed them to compile email addresses into neat databases.

Mr. Kern stated that a convenience associated with the service was the ability for third parties, mainly the public, to sign up for newsletters which served their interests. The new CRM automatically manages subscription services, enabling Rivanna to segment the subscriptions when sending topic specific messages. He stated that while the website was great for providing general information, the public could receive the information directly into their inbox. He stated that this was a huge plus for Rivanna because prior to this, they were keeping email addresses in Excel databases, which had become time-consuming and difficult to manage.

Mr. Kern stated that with this platform, they could have multiple logins and send emails to multiple people, making it a nice central location to work from. He stated that members of the board had already received press releases and other materials via this platform. He stated that in addition to these conveniences, they also had metrics on the back end that they could measure, such as how many people opened the email, which items were clicked, and how many people unsubscribed. He stated that with this information it was providing insights into whether the messaging was engaging, relevant, and/or if there was room for improvement.

DRAFT

Mr. Kern stated that in summary, they had made some significant leaps over the last year and a half, and they had really stepped up their mobile interfacing, trying to bridge the gap where folks in the field could access information quickly and easily. He stated that they had a ton of new data metrics on the back end, which would help them improve future developments. He stated that he was really excited to see what else they could tie into the site.

Mr. Gaffney stated that Mr. Kern and his team had done a great job of creating a great new face for the Rivanna Authorities. He stated that they greatly appreciated it.

OTHER ITEMS FROM BOARD/STAFF NOT ON THE AGENDA

There were none.

CLOSED MEETING

There was no reason for a closed meeting.

ADJOURNMENT

Mr. Andrews moved that the Board of Directors adjourn the meeting. Mr. Pinkston seconded the motion, which carried unanimously (7-0).

DRAFT

RIVANNA SOLID WASTE AUTHORITY
BOARD OF DIRECTORS

Resolution of Appreciation for Mr. Jim Andrews

WHEREAS, Mr. Andrews has served as a member of the Rivanna Solid Waste Authority Board of Directors since January 2022; and

WHEREAS, over that same period Mr. Andrews has demonstrated leadership in solid waste and recycling services and has been a valuable member of the Board of Directors and a resource to the Rivanna Solid Waste Authority; and

WHEREAS, Mr. Andrews' understanding of the solid waste and recycling operations of the Solid Waste Authority has supported a strategic decision-making process that provided benefits to the customers served by the County of Albemarle as well as the community as a whole. During Mr. Andrews' tenure, major initiatives and projects were strategically implemented for the Authority including:

- construction of the Southern Albemarle Convenience Center for collection of recyclable materials and household refuse
- construction of a new Baling Facility at the Ivy Solid Waste & Recycling Center for recyclable materials
- planning for a new Northern Albemarle Convenience Center
- a large clean fill disposal program at the Ivy Solid Waste & Recycling Center
- and a 5-year Strategic Plan to provide direction for the programs of the Authority

NOW, THEREFORE, BE IT RESOLVED that the Rivanna Solid Waste Authority Board of Directors recognize, thank, and commend Mr. Andrews for his distinguished service, efforts, and achievements as a member of the Rivanna Solid Waste Authority, and present this Resolution as a token of esteem with best wishes in his future endeavors.

BE IT FURTHER RESOLVED that this Resolution be entered upon the permanent Minutes of the Rivanna Solid Waste Authority.

Michael Gaffney, Chairman
Jeffrey Dumars
Steven Hicks
Brian Pinkston
Jeff Richardson
Sam Sanders

RIVANNA SOLID WASTE AUTHORITY
BOARD OF DIRECTORS

Resolution of Appreciation for Mr. Brian Pinkston

WHEREAS, Mr. Pinkston has served as a member of the Rivanna Solid Waste Authority Board of Directors since January 2022; and

WHEREAS, over that same period Mr. Pinkston has demonstrated leadership in solid waste and recycling services and has been a valuable member of the Board of Directors and a resource to the Rivanna Solid Waste Authority; and

WHEREAS, Mr. Pinkston's understanding of the solid waste and recycling operations of the Solid Waste Authority has supported a strategic decision-making process that provided benefits to the customers served by the City of Charlottesville as well as the community as a whole. During Mr. Pinkston's tenure, major initiatives and projects were strategically implemented for the Authority including:

- construction of the Southern Albemarle Convenience Center for collection of recyclable materials and household refuse
- construction of a new Baling Facility at the Ivy Solid Waste & Recycling Center for recyclable materials
- planning for a new Northern Albemarle Convenience Center
- a large clean fill disposal program at the Ivy Solid Waste & Recycling Center
- and a 5-year Strategic Plan to provide direction for the programs of the Authority

NOW, THEREFORE, BE IT RESOLVED that the Rivanna Solid Waste Authority Board of Directors recognize, thank, and commend Mr. Pinkston for his distinguished service, efforts, and achievements as a member of the Rivanna Solid Waste Authority, and present this Resolution as a token of esteem with best wishes in his future endeavors.

BE IT FURTHER RESOLVED that this Resolution be entered upon the permanent Minutes of the Rivanna Solid Waste Authority.

Michael Gaffney, Chairman
Jim Andrews
Jeffrey Dumars
Steven Hicks
Jeff Richardson
Sam Sanders

RIVANNA SOLID WASTE AUTHORITY
695 Moores Creek Lane | Charlottesville, Virginia 22902-9016
434.977.2970
434.293.8858
www.rivanna.org

MEMORANDUM

TO: **RIVANNA SOLID WASTE AUTHORITY BOARD OF DIRECTORS**

FROM: **BILL MAWYER, EXECUTIVE DIRECTOR**

SUBJECT: **EXECUTIVE DIRECTOR'S REPORT**

DATE: **NOVEMBER 18, 2025**

STRATEGIC PLAN PRIORITY: WORKFORCE DEVELOPMENT

Employee Appreciation

We celebrated the contributions of our staff on November 6th with breakfast at the Ivy Solid Waste and Recycling Center. Service awards were presented to employees who have been with RSWA in increments of 5 years of service including:

- Kierra Ward, Heavy Equipment Operator, *5 years of Service*
- Phil McKalips, Director of Solid Waste, *10 Years of Service*

Human Resources Training

Leah Beard, Human Resources Manager, attended a training workshop on Worker's Compensation on September 25th. Alisa Cooper, Payroll & Benefits Coordinator, attended a workshop on Virginia's Retirement System on October 28th.

Virginia Government Finance Officers' Association's (VGFOA)

Lonnie Wood, Director of Finance, Stephanie Deal, Finance Manager, and Kathy Ware, Senior Accountant, attended the 2025 Fall VGFOA Conference in Charlottesville from November 5- 7. This conference provided an opportunity for professional development and networking with government finance officers across the state.

STRATEGIC PLAN PRIORITY: OPTIMIZATION AND RESILIENCY

Grant Award

The Virginia Department of Environmental Quality approved a Competitive Litter Prevention and Recycling Grant award of $7,500. Grant funds will be used to support our recycling program.

STRATEGIC PLAN PRIORITY: OPTIMIZATION AND RESILIENCY

Transfers from the Ivy Solid Waste and Recycling Center:

Average daily refuse transfer volume has increased from 145 tons per day in October 2021 to 279 tons per day in October 2025, as shown below:

	Vehicles	Avg MSW & CDD Tons/Day
September 2025	**8,227**	**308**
October 2025	**7,346**	**279**

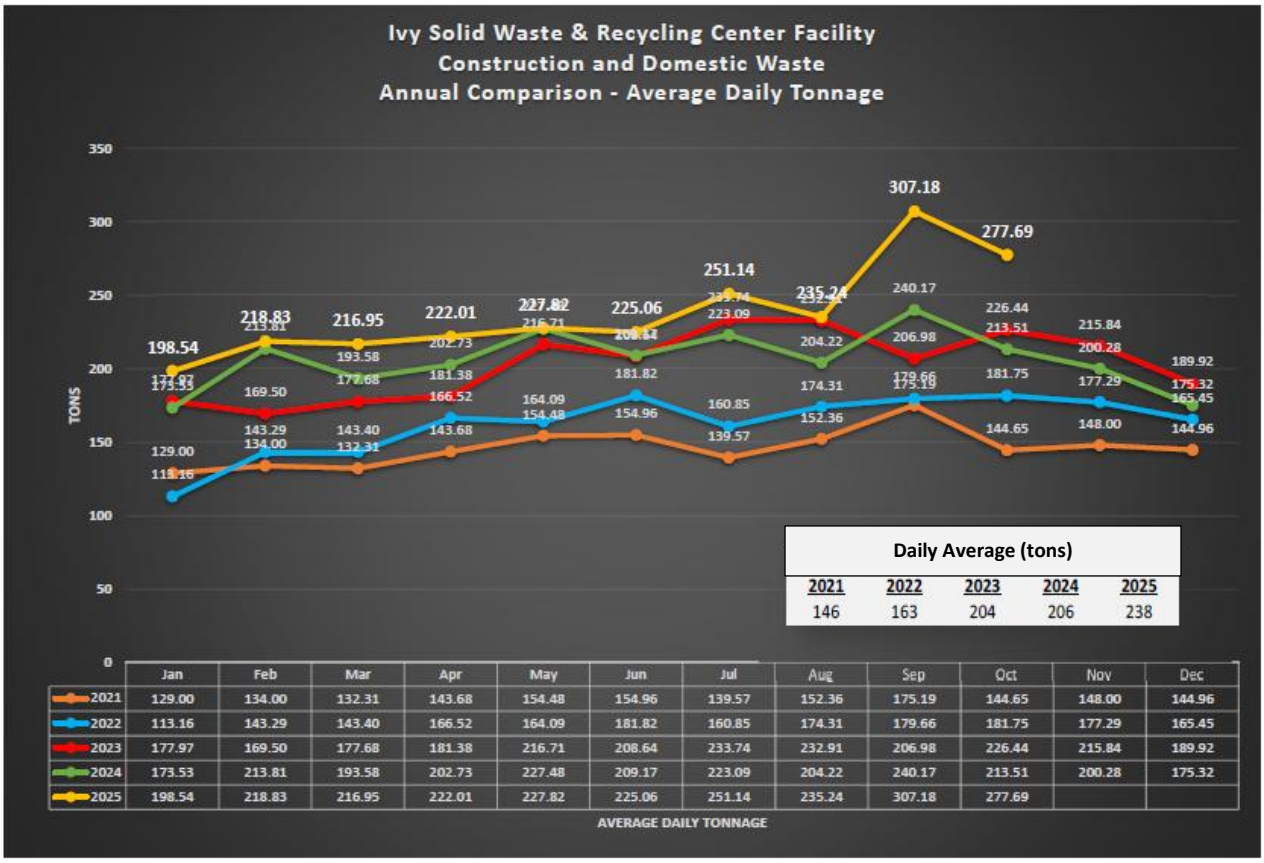

	Jan	Feb	Mar	Apr	May	Jun	Jul	Aug	Sep	Oct	Nov	Dec
2021	129.00	134.00	132.31	143.68	154.48	154.96	139.57	152.36	175.19	144.65	148.00	144.96
2022	113.16	143.29	143.40	166.52	164.09	181.82	160.85	174.31	179.66	181.75	177.29	165.45
2023	177.97	169.50	177.68	181.38	216.71	208.64	233.74	232.91	206.98	226.44	215.84	189.92
2024	173.53	213.81	193.58	202.73	227.48	209.17	223.09	204.22	240.17	213.51	200.28	175.32
2025	198.54	218.83	216.95	222.01	227.82	225.06	251.14	235.24	307.18	277.69		

STRATEGIC PLAN PRIORITY: ENVIRONMENTAL STEWARDSHIP

America Recycles Day – November 15th

U.S. EPA
America Recycles

The EPA recognized the importance and impact of recycling on November 15th and encouraged everyone to recycle to conserve energy and natural resources. Our recycling centers are located at: McIntire, Ivy, and Southern Albemarle.

Fall Refuse Special Collection Days

Customers appreciated the Household Hazardous Waste and Special Collection free disposal days that were held this fall at the Ivy Solid Waste and Recycling Center. Staff reported short wait times for all events.

			Albemarle	Charlottesville
Household Hazardous Waste	Friday	9/19/2025		
		Customers	124	81
	Saturday	9/20/2025		
		Customers	420	394
Special Collections	Furniture/Mattresses	- Pounds Collected	23,160	6,920
	Saturday	9/27/2025		
	Appliances	- Pounds Collected	18,300	6,440
		- Freon units Collected	200	73
	Saturday	10/4/2025		
	Tires	Participating Vehicles	105	18
	Saturday	10/11/2025		

Award - United Way Day of Caring 2025

We were honored to receive the United Way Day of Caring "Impact in Habitat Restoration" award for our oyster shell project. With help from volunteers from the Brown Advisory company, we bagged 112 containers of dried oyster shells. Each container holds approximately 45 oyster shells to be reseeded and taken to the Chesapeake Bay. Oysters filter more than 50 gallons of water per day.

David Rhoades, Solid Waste Manager and Westley Kern, Communications and Outreach Coordinator, attended the event and accepted the award for RSWA

Pumpkin Composting

Our 8th Annual *Great Pumpkin Smash* was held at McIntire Recycling Center from November 5th – 10th to encourage customers to compost their Halloween pumpkins. This year we collected 3020 pounds of pumpkins which were taken to Panorama Farms for composting, a substantial increase over last year's total of 1700 pounds.

STRATEGIC PLAN PRIORITY: PLANNING AND INFRASTRUCTURE

Baling Facility

Construction of the new Baling Facility is progressing. Work continues on the concrete building pad.

Solar Farm at ISWRC

Solar panels are installed and fencing around the perimeter of the site has been completed.

RIVANNA SOLID WASTE AUTHORITY
695 Moores Creek Lane | Charlottesville, Virginia 22902-9016
434.977.2970
434.293.8858
www.rivanna.org

MEMORANDUM

TO: RIVANNA SOLID WASTE AUTHORITY BOARD OF DIRECTORS

FROM: LONNIE WOOD, DIRECTOR OF FINANCE

REVIEWED: BILL MAWYER, EXECUTIVE DIRECTOR

SUBJECT: SEPTEMBER 2025 FINANCIAL SUMMARY

DATE: NOVEMBER 18, 2025

Total operating revenues for the first quarter of this fiscal year totaled $1,864,900 and total operating expenses were $2,876,500 which resulted in a $1,011,600 net operating loss through September. Funding support for operations and remediation of $2,312,600 has been received. The Authority has processed 106,134 tons of waste and recycling products this quarter. A breakdown of net revenue or cost per ton, including overhead and administrative support costs, is shown below.

	Ivy Operations	Ivy Transfer	Recycling	Total
Tonnage	85,127	20,403	604	106,134
Net operating income (loss)	$ 202,901	$ (330,855)	$ (462,653)	$ (590,607)
Net operating income (loss) per ton	$ 2.38	$ (16.22)	$ (765.98)	$ (5.56)

Attachments

Rivanna Solid Waste Authority
Revenue and Expense Summary Report
FY 2026

For September 2025

	Budget FY 2026	Budget YTD	Actual YTD	Variance $	Variance %
Revenues					
Ivy Operations Tipping Fees	$ 1,245,250	$ 311,313	$ 502,953	$ 191,641	61.56%
Ivy Environmental Revenues	-	-	-	-	
Ivy MSW Transfer Tipping Fees	4,003,000	1,000,750	1,277,878	277,128	27.69%
County Convenience Centers	50,000	12,500	13,448	948	7.58%
Recycling Revenues	195,000	48,750	33,059	(15,691)	-32.19%
Other Revenues Administration	115,000	28,750	37,522	8,772	30.51%
Total Revenues	$ 5,608,250	$ 1,402,063	$ 1,864,860	$ 462,798	33.01%
Expenses					
Ivy Operations	$ 1,147,651	$ 286,913	$ 219,431	$ 67,482	23.52%
Ivy Environmental	1,233,525	308,381	324,298	(15,917)	-5.16%
Ivy MSW Transfer	5,021,277	1,255,319	1,528,112	(272,793)	-21.73%
County Convenience Centers	823,729	205,932	220,448	(14,515)	-7.05%
Recycling Operations	912,146	228,036	224,216	3,820	1.68%
Administration	1,437,514	359,378	360,006	(628)	-0.17%
Total Expenses	$ 10,575,842	$ 2,643,960	$ 2,876,511	$ (232,550)	-8.80%
Net Operating Income (Loss)	**$ (4,967,592)**	**$ (1,241,898)**	**$ (1,011,651)**	**$ 230,247**	**18.54%**
Other Funding Sources					
Local Government Support	$ 3,337,313	$ 834,328	$ 1,595,034	$ 760,705	91.18%
Environmental Support	1,630,278	407,570	717,541	309,971	76.05%
Subtotal	**$ 4,967,591**	**$ 1,241,898**	**$ 2,312,575**	**$ 1,070,677**	**86.21%**
Net Income (Loss)	**$ (1)**	**$ (0)**	**$ 1,300,924**	**$ 1,300,924**	

Local Support Detail			Annualized Payments	True-up Est. Due to / (Due from)
County - Ivy Operations	$ 233,030	$ 58,257	$ 58,257	$ 261,159
County - Ivy Transfer	1,348,906	337,226	337,226	6,371
County - Convenience Centers	773,729	193,432	193,432	(13,567)
County - Recycling	687,154	171,789	171,789	(7,169)
County - Environmental MOU	999,941	249,985	499,970	-
	$ 4,042,760	$ 1,010,690	$ 1,260,675	$ 246,794
City - Recycling	$ 294,495	$ 73,624	$ 73,624	(3,073)
City - Environmental MOU	550,355	137,589	137,589	-
	$ 844,850	$ 211,212	$ 211,212	$ (3,073)
UVa - Environmental MOU	$ 79,982	$ 19,996	$ 79,982	$ -
Total Local Support	**$ 4,967,591**	**$ 1,241,898**	**$ 1,551,869**	**$ 243,721**

Rivanna Solid Waste Authority
Fiscal Year 2026 - September 2025
Revenue and Expense Summary Report

	FY 2026				
	Budget FY 2026	Budget YTD	Actual YTD	***Variance $***	***Variance %***
Ivy Operations					
Revenues					
Clean fill material	$ 650,000	$ 162,500	$ 360,776	198,276	122.02%
Grindable material	486,000	121,500	113,158	(8,342)	-6.87%
Tires whole	14,250	3,563	1,963	(1,600)	-44.90%
Tires and white good per item	35,000	8,750	11,684	2,934	33.53%
Material Sales	60,000	15,000	15,372	372	2.48%
Total Operations Revenues	**$ 1,245,250**	**$ 311,313**	**$ 502,953**	**$ 191,641**	**61.56%**
Expenses					
Personnel Cost	$ 409,451	$ 102,363	$ 116,092	$ (13,730)	-13.41%
Professional Services	-	-	-	-	
Other Services and Charges	29,700	7,425	9,707	(2,282)	-30.74%
Communications	17,500	4,375	3,584	791	18.07%
Information Technology	34,000	8,500	1,024	7,476	87.95%
Vehicles and Equip. Maintenance	82,000	20,500	16,159	4,342	21.18%
Supplies	10,000	2,500	351	2,149	85.98%
Operations and Maintenance	365,000	91,250	22,514	68,736	75.33%
Environmental Remediations	-	-	-	-	
Equipment Replacement	200,000	50,000	50,000	0	0.00%
Total Operations Expenses	$ 1,147,651	$ 286,913	$ 219,431	$ 67,482	23.52%
Allocation of Administration Costs	330,628	82,657	80,621	2,036	2.46%
Expenses With Admin Allocations	**$ 1,478,280**	**$ 369,570**	**$ 300,052**	**$ 69,518**	**18.81%**
Net Operating Income (Loss)	**$ (233,030)**	**$ (58,257)**	**$ 202,901**	261,159	-448.28%
				261,159	

Summary of Local Support				
County	$ 233,030	$ 58,257	$ 58,257	$ -
	$ 233,030	**$ 58,257**	**$ 58,257**	**$ -**

Estimated True-up $ 261,159

Rivanna Solid Waste Authority
Fiscal Year 2026 - September 2025
Revenue and Expense Summary Report

Ivy Environmental

	FY 2026				
	Budget FY 2026	Budget YTD	Actual YTD	***Variance $***	***Variance %***
Revenues					
Forestry Management Revenue	$ -	$ -	$ -	-	
Total Operations Revenues	**$ -**	**$ -**	**$ -**	**$ -**	
Expenses					
Personnel Cost	$ 235,675	$ 58,919	$ 66,170	$ (7,251)	-12.31%
Professional Services	75,000	18,750	35,135	(16,385)	-87.38%
Other Services and Charges	8,200	2,050	2,347	(297)	-14.49%
Communications	1,150	288	44	243	84.62%
Information Technology	-	-	-	-	
Vehicles and Equip. Maintenance	23,500	5,875	6,264	(389)	-6.63%
Supplies	-	-	-	-	
Operations and Maintenance	285,000	71,250	118,082	(46,832)	-65.73%
Environmental Remediations	345,000	86,250	31,257	54,993	63.76%
Equipment Replacement	260,000	65,000	65,000	(0)	0.00%
Total Operations Expenses	$ 1,233,525	$ 308,381	$ 324,298	$ (15,917)	-5.16%
Allocation of Administration Costs	396,754	99,189	96,745	2,443	2.46%
Expenses With Admin Allocations	**$ 1,630,279**	**$ 407,570**	**$ 421,044**	**$ (13,474)**	**-3.31%**
Net Operating Income (Loss)	**$ (1,630,279)**	**$ (407,570)**	**$ (421,044)**	(13,474)	3.31%

Summary of Local Support				
County	$ 999,941	$ 249,985	$ 499,970	$ (249,985)
City	550,355	137,589	137,589	$ -
Uva	79,982	19,996	79,982	(59,987)
	$ 1,630,278	**$ 407,570**	**$ 717,541**	**$ (309,971)**

Rivanna Solid Waste Authority
Fiscal Year 2026 - September 2025
Revenue and Expense Summary Report

Ivy Transfer Station

	FY 2026				
	Budget FY 2026	Budget YTD	Actual YTD	***Variance $***	***Variance %***
Revenues					
MSW / Construction Debris	$ 3,900,000	$ 975,000	$ 1,238,325	$ 263,325	27.01%
Compostable Material	-	-	-	-	
Service Charges / other revenues	103,000	25,750	39,553	13,803	53.60%
Total Operations Revenues	**$ 4,003,000**	**$ 1,000,750**	**$ 1,277,878**	**$ 277,128**	**27.69%**
Expenses					
Personnel Cost	$ 747,130	$ 186,782	$ 205,963	$ (19,180)	-10.27%
Professional Services	70,000	17,500	276	17,224	
Other Services and Charges	52,000	13,000	15,392	(2,392)	-18.40%
Communications	21,100	5,275	9,483	(4,208)	-79.78%
Information Technology	55,000	13,750	-	13,750	100.00%
Vehicles and Equip. Maintenance	110,000	27,500	41,246	(13,746)	-49.99%
Supplies	10,000	2,500	1,052	1,448	57.94%
Operations and Maintenance	3,827,548	956,887	1,224,700	(267,813)	-27.99%
Environmental Remediations	3,500	875	-	875	100.00%
Equipment Replacement	125,000	31,250	30,000	1,250	4.00%
Total Operations Expenses	$ 5,021,277	$ 1,255,319	$ 1,528,112	$ (272,793)	-21.73%
Allocation of Administration Costs	330,628	82,657	80,621	2,036	2.46%
Expenses With Admin Allocations	**$ 5,351,906**	**$ 1,337,976**	**$ 1,608,733**	**$ (270,757)**	**-20.24%**
Net Operating Income (Loss)	**$ (1,348,906)**	**$ (337,226)**	**$ (330,855)**	6,371	-1.89%

Summary of Local Support				
County	$ 1,348,906	$ 337,226	$ 337,226	$ -
City	-	-	-	-
	$ 1,348,906	**$ 337,226**	**$ 337,226**	**$ -**

Estimated True-up $ 6,371

Rivanna Solid Waste Authority
Fiscal Year 2026 - September 2025
Revenue and Expense Summary Report

	FY 2026				
	Budget FY 2026	Budget YTD	Actual YTD	***Variance $***	***Variance %***
County Convenience Centers					
Revenues					
Material Sales	$ 50,000	$ 12,500	$ 13,448	$ 948	7.58%
Total Operations Revenues	**$ 50,000**	**$ 12,500**	**$ 13,448**	**$ 948**	**7.58%**
Expenses					
Personnel Cost	$ 603,429	$ 150,857	$ 166,670	$ (15,813)	-10.48%
Professional Services	-	-	131	(131)	
Other Services and Charges	16,300	4,075	3,566	509	12.48%
Communications	19,000	4,750	4,642	108	2.27%
Information Technology	-	-	-	-	
Vehicles and Equip. Maintenance	105,000	26,250	17,228	9,022	34.37%
Supplies	-	-	-	-	
Operations and Maintenance	15,000	3,750	11,959	(8,209)	-218.90%
Environmental Remediations	-	-	-	-	
Equipment Replacement	65,000	16,250	16,250	(0)	0.00%
Total Operations Expenses	$ 823,729	$ 205,932	$ 220,448	$ (14,515)	-7.05%
Allocation of Administration Costs	-	-	-	-	
Expenses With Admin Allocations	**$ 823,729**	**$ 205,932**	**$ 220,448**	**$ (14,515)**	**-7.05%**
Net Operating Income (Loss)	**$ (773,729)**	**$ (193,432)**	**$ (206,999)**	(13,567)	7.01%

Summary of Local Support				
County	$ 773,729	$ 193,432	$ 193,432	$ -
	$ 773,729	**$ 193,432**	**$ 193,432**	**$ -**

Estimated True-up $ (13,567)

Rivanna Solid Waste Authority
Fiscal Year 2026 - September 2025
Revenue and Expense Summary Report

	FY 2026				
	Budget FY 2026	Budget YTD	Actual YTD	***Variance $***	***Variance %***
Recycling					
McIntire & Paper Sort					
Revenues					
Material Sales & other revenues	$ 150,000	$ 37,500	$ 33,059	$ (4,441)	-11.84%
Grants	45,000	11,250	-	(11,250)	-100.00%
Total Operations Revenues	**$ 195,000**	**$ 48,750**	**$ 33,059**	**$ (15,691)**	**-32.19%**
Expenses					
Personnel Cost	$ 528,996	$ 132,249	$ 151,270	$ (19,021)	-14.38%
Professional Services	-	-	-	-	
Other Services and Charges	65,100	16,275	8,974	7,301	44.86%
Communications	3,400	850	3,056	(2,206)	-259.53%
Information Technology	10,000	2,500	-	2,500	0.00%
Vehicles and Equip. Maintenance	118,600	29,650	25,130	4,520	15.24%
Supplies	50	13	-	13	100.00%
Operations and Maintenance	86,000	21,500	10,785	10,715	49.84%
Environmental Remediations	-	-	-	-	0.00%
Equipment Replacement	100,000	25,000	25,000	0	0.00%
Total Operations Expenses	$ 912,146	$ 228,036	$ 224,216	$ 3,820	1.68%
Allocation of Administration Costs	264,503	66,126	64,497	1,629	2.46%
Expenses With Admin Allocations	**$ 1,176,649**	**$ 294,162**	**$ 288,713**	**$ 5,449**	**1.85%**
Net Operating Income (Loss)	**$ (981,649)**	**$ (245,412)**	**$ (255,654)**	(10,242)	4.17%

Summary of Local Support				
County	$ 687,154	$ 171,789	$ 171,789	$ -
City	294,495	73,624	73,624	$ -
	$ 981,649	**$ 245,412**	**$ 245,412**	**$ -**

Estimated True-up - County	$ (7,169)
Estimated True-up - City	$ (3,073)

Rivanna Solid Waste Authority
Fiscal Year 2026 - September 2025
Revenue and Expense Summary Report

	FY 2026				
	Budget FY 2026	Budget YTD	Actual YTD	***Variance $***	***Variance %***
Administration					
Revenues					
Interest revenues	$ 100,000	$ 25,000	$ 33,152	$ 8,152	32.61%
Late Fees	15,000	3,750	4,369	619	16.52%
Total Operations Revenues	**$ 115,000**	**$ 28,750**	**$ 37,522**	**$ 8,772**	**30.51%**
Expenses					
Personnel Cost	$ 237,614	$ 59,403	$ 65,837	$ (6,434)	-10.83%
Professional Services	105,000	26,250	2,936	23,314	88.82%
Other Services and Charges	1,080,200	270,050	288,244	(18,194)	-6.74%
Communications	5,700	1,425	401	1,024	71.87%
Information Technology	8,000	2,000	1,882	118	5.91%
Vehicles and Equip. Maintenance	-	-	-	-	
Supplies	1,000	250	706	(456)	-182.34%
Operations and Maintenance	-	-	-	-	
Environmental Remediations	-	-	-	-	
Equipment Replacement	-	-	-	-	
Subtotal Before Allocations	$ 1,437,514	$ 359,378	$ 360,006	$ (628)	-0.17%
Net Operating Income (Loss)	**$ (1,322,514)**	**$ (330,628)**	**$ (322,484)**	8,144	-2.46%

Allocation to Cost Centers (per agreement)						
	Allocation %					
Ivy Operations	25%	$ 330,628	$ 82,657	$ 80,621	$ 2,036	-75.62%
Ivy Environmental	30%	396,754	99,189	96,745	2,443	-75.62%
Ivy Transfer	25%	330,628	82,657	80,621	2,036	-75.62%
County Convenience Centers	0%	-	-	-	-	
Recycling	20%	264,503	66,126	64,497	1,629	-75.62%
Total Allocation to Cost Centers	100%	**$ 1,322,514**	**$ 330,628**	**$ 322,484**	**$ 8,144**	**-75.62%**

Ivy Solid Waste and Recycling Center
Daily Scale Crossing Data

RIVANNA SOLID WASTE AUTHORITY

September 1-30, 2025

Days of Operation: **25**

				MSW collected at Transfer Station (tons)				
		Vehicles	**Count**	**Citizen-Can**	**Construction**	**Domestic**	**MSW Total**	**Non-MSW Total Tons**
09/01/25	Monday						-	
09/02/25	Tuesday	489	546	1.06	97.66	289.70	**388.42**	**1,797.48**
09/03/25	Wednesday	360	395	0.44	107.57	143.57	**251.58**	**1,088.51**
09/04/25	Thursday	316	353	3.02	147.48	123.80	**274.30**	**729.58**
09/05/25	Friday	301	324	0.56	103.48	161.44	**265.48**	**587.76**
09/06/25	Saturday	308	370	0.97	22.05	79.99	**103.01**	**9.00**
09/07/25	Sunday						-	
09/08/25	Monday	407	425	1.97	66.62	238.72	**307.31**	**1,421.72**
09/09/25	Tuesday	285	335	0.41	116.49	163.01	**279.91**	**442.68**
09/10/25	Wednesday	365	408	0.53	156.30	120.50	**277.33**	**1,227.23**
09/11/25	Thursday	398	495	1.29	75.40	189.88	**266.57**	**1,632.43**
09/12/25	Friday	374	413	0.54	131.63	111.40	**243.57**	**1,453.86**
09/13/25	Saturday	286	377	0.87	24.71	70.82	**96.40**	**164.01**
09/14/25	Sunday						-	
09/15/25	Monday	402	465	1.93	55.85	248.09	**305.87**	**1,350.12**
09/16/25	Tuesday	413	422	0.65	208.63	177.01	**386.29**	**1,538.60**
09/17/25	Wednesday	224	251	0.42	312.76	142.98	**456.16**	**437.97**
09/18/25	Thursday	383	406	1.17	181.19	159.22	**341.58**	**1,835.84**
09/19/25	Friday	432	478	0.55	103.01	179.36	**282.92**	**1,730.11**
09/20/25	Saturday	299	371	0.82	20.83	46.53	**68.18**	**4.38**
09/21/25	Sunday						-	
09/22/25	Monday	330	373	1.79	206.11	286.27	**494.17**	**773.84**
09/23/25	Tuesday	300	350	0.38	240.64	140.22	**381.24**	**661.39**
09/24/25	Wednesday	314	323	0.50	294.96	166.05	**461.51**	**584.13**
09/25/25	Thursday	197	246	1.97	291.78	166.73	**460.48**	**62.05**
09/26/25	Friday	306	304	0.45	126.84	154.76	**282.05**	**678.90**
09/27/25	Saturday	194	243	0.91	10.70	41.40	**53.01**	**7.47**
09/28/25	Sunday						-	
09/29/25	Monday	279	372	2.06	284.93	185.42	**472.41**	**271.48**
09/30/25	Tuesday	265	297	0.48	349.82	155.15	**505.45**	**800.37**
	Total	**8,227**	**9,342**	**25.74**	**3,737.44**	**3,942.02**	**7,705.20**	**21,290.91**
	Average	*329*	*374*	*1.03*	*149.50*	*157.68*	*308.21*	*851.64*
	Median	*314*	*372*	*0.82*	*126.84*	*159.22*	*282.92*	*729.58*
	Maximum	*489*	*546*	*3.02*	*349.82*	*289.70*	*505.45*	*1,835.84*
	Minimum	*194*	*243*	*0.38*	*10.70*	*41.40*	*53.01*	*4.38*

Material Type & Description

Citizen-Can: *Roll-off container at the Ivy MUC Convenience Center-citizens dispose of prepaid trashbags*
Construction: *Construction/demolition debris (shingles, sheetrock, treated lumber, etc.)*
Count: *Transactions per item (appliances, hauling fees, service fees, tag-bag stickers, tires)*
Domestic: *Business/residential general or household waste*
MSW: *Materials processed/handled at the Transfer Station*
Non-MSW: *Materials processed/handled on-site*
Vehicle: *Transactions or vehicles processed in a day*

Ivy Solid Waste and Recycling Center
Daily Scale Crossing Data

RIVANNA SOLID WASTE AUTHORITY

October 1-31, 2025

Days of Operation: **27**

				MSW collected at Transfer Station (tons)				**Non-MSW**
		Vehicles	**Count**	**Citizen-Can**	**Construction**	**Domestic**	**MSW Total**	**Total Tons**
10/01/25	Wednesday	267	260	0.61	204.01	167.96	**372.58**	**356.47**
10/02/25	Thursday	287	324	1.65	160.70	164.08	**326.43**	**310.82**
10/03/25	Friday	311	342	0.54	93.19	192.27	**286.00**	**384.95**
10/04/25	Saturday	299	376	1.07	39.58	56.30	**96.95**	**122.30**
10/05/25	Sunday						**-**	
10/06/25	Monday	330	388	1.65	225.90	224.34	**451.89**	**672.53**
10/07/25	Tuesday	315	332	0.37	168.05	157.15	**325.57**	**649.86**
10/08/25	Wednesday	250	267	0.45	103.48	171.11	**275.04**	**451.62**
10/09/25	Thursday	248	324	1.99	62.80	196.10	**260.89**	**328.25**
10/10/25	Friday	225	257	0.60	78.25	117.08	**195.93**	**221.49**
10/11/25	Saturday	288	430	0.88	28.77	53.39	**83.04**	**18.76**
10/12/25	Sunday						**-**	
10/13/25	Monday	289	339	2.11	119.08	185.11	**306.30**	**589.96**
10/14/25	Tuesday	287	345	0.40	123.25	145.54	**269.19**	**342.09**
10/15/25	Wednesday	285	309	0.46	153.68	130.74	**284.88**	**564.88**
10/16/25	Thursday	264	316	1.61	121.01	185.64	**308.26**	**354.95**
10/17/25	Friday	283	382	0.57	77.85	154.71	**233.13**	**394.08**
10/18/25	Saturday	236	294	0.79	36.02	55.08	**91.89**	**33.30**
10/19/25	Sunday						**-**	
10/20/25	Monday	313	347	1.79	86.83	266.93	**355.55**	**517.90**
10/21/25	Tuesday	298	355	0.41	207.83	159.71	**367.95**	**449.60**
10/22/25	Wednesday	258	287	0.42	166.04	138.84	**305.30**	**450.01**
10/23/25	Thursday	273	304	1.43	120.53	219.01	**340.97**	**361.61**
10/24/25	Friday	333	428	0.56	254.43	110.95	**365.94**	**841.71**
10/25/25	Saturday	231	313	0.82	34.70	41.65	**77.17**	**52.02**
10/26/25	Sunday						**-**	
10/27/25	Monday	283	618	1.89	218.73	220.89	**441.51**	**143.17**
10/28/25	Tuesday	263	290	0.41	187.65	170.84	**358.90**	**169.42**
10/29/25	Wednesday	214	235	0.35	140.49	103.69	**244.53**	**154.98**
10/30/25	Thursday	187	217	1.42	68.18	183.64	**253.24**	**103.90**
10/31/25	Friday	229	317	0.60	79.95	163.80	**244.35**	**136.27**
	Total	**7,346**	**8,996**	**25.85**	**3,360.98**	**4,136.55**	**7,523.38**	**9,176.90**
	Average	*272*	*333*	*0.96*	*124.48*	*153.21*	*278.64*	*339.89*
	Median	*283*	*324*	*0.61*	*120.53*	*163.80*	*286.00*	*354.95*
	Maximum	*333*	*618*	*2.11*	*254.43*	*266.93*	*451.89*	*841.71*
	Minimum	*187*	*217*	*0.35*	*28.77*	*41.65*	*77.17*	*18.76*

Material Type & Description

Citizen-Can: *Roll-off container at the Ivy MUC Convenience Center-citizens dispose of prepaid trashbags*
Construction: *Construction/demolition debris (shingles, sheetrock, treated lumber, etc.)*
Count: *Transactions per item (appliances, hauling fees, service fees, tag-bag stickers, tires)*
Domestic: *Business/residential general or household waste*
MSW: *Materials processed/handled at the Transfer Station*
Non-MSW: *Materials processed/handled on-site*
Vehicle: *Transactions or vehicles processed in a day*

Rivanna Solid Waste Authority
Ivy MSW Transfer Tonnages
FY 2023 - 2026

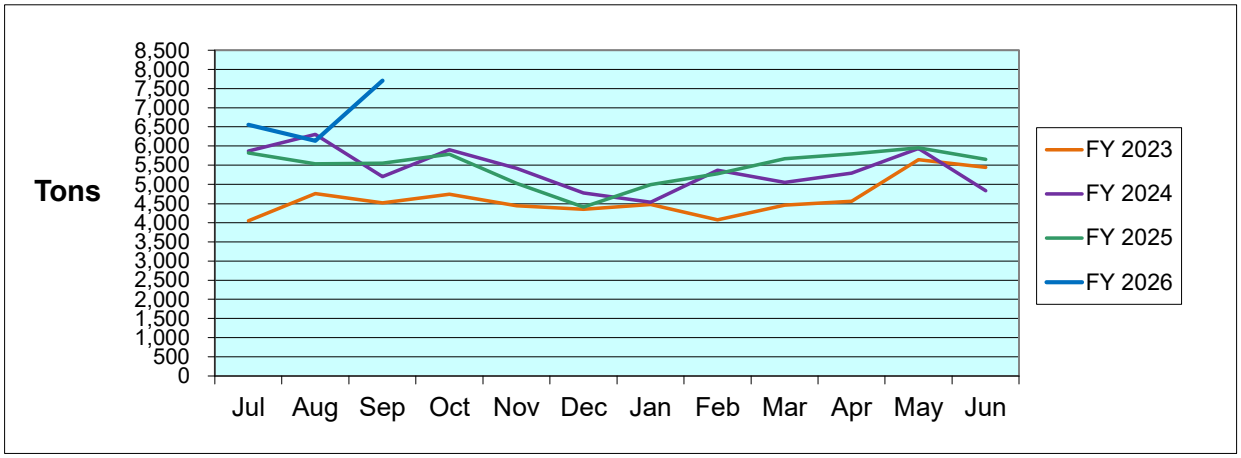

RIVANNA SOLID WASTE AUTHORITY
695 Moores Creek Lane | Charlottesville, Virginia 22902-9016
434.977.2970
434.293.8858
www.rivanna.org

MEMORANDUM

TO: RIVANNA SOLID WASTE AUTHORITY BOARD OF DIRECTORS

FROM: DAVID RHOADES, SOLID WASTE MANAGER
PHILLIP MCKALIPS, DIRECTOR OF SOLID WASTE

REVIEWED BY: BILL MAWYER, EXECUTIVE DIRECTOR

SUBJECT: IVY SOLID WASTE AND RECYCLING CENTER REPORT/ RECYCLING OPERATIONS UPDATE

DATE: NOVEMBER 18, 2025

Ivy Solid Waste and Recycling Center (ISWRC) : DEQ Permit 132: 450 tons/day MSW limit

September 2025

- 8,227 vehicles crossed the scales
- The ISWRC transfer station operated for 25 days and received a total of 7,705.20 tons of municipal solid waste (MSW), an average of 307.18 tons per day of operation. The monthly transfer station tonnage figures are attached to this report.
- 21,290.91 tons of non-MSW materials were received
- 28,996.11 tons were received as a combined total tonnage (MSW + non-MSW)

October 2025

- 7,346 vehicles crossed the scales
- The ISWRC transfer station operated for 27 days and received a total of 7,523.38 tons of municipal solid waste (MSW), an average of 278.64 tons per day of operation. The monthly transfer station tonnage figures are attached to this report.
- 9,176.90 tons of non-MSW materials were received
- 16,700.28 tons were received as a combined total tonnage (MSW + non-MSW)

Fall HHW and Bulky Waste Totals:

Saturday, September 13, 2025: ***E-Waste***

A total of 337 vehicles participated, including 277 from the County and 60 from the City.

Thursday, September 18, Friday, September 19, and Saturday, September 20, 2025: ***Special Collections***

The Conditionally Exempt Small Quantity Generator (CESQG) Special Collection for business hazardous waste was held on Thursday, September 18, 2025. CESQG collection program is a pre-registration, fee-based program with sign-up information and instructions on the rivannasolidwaste.org website. Three customers participated.

Household Hazardous Waste Day was a two-day event this Fall. Hours were from 9am-2pm on both Friday, September 19 and Saturday, September 20, 2025. Wait time on both days this Fall was less than five minutes. The total customer count for the two-day event was 1,059 City/County residents. Friday: the split was 124 County, and 81 City. Saturday: the split was 420 County and 394 City. Forty Nelson County residents participated.

Disposal costs from MXI have not been received yet so we are unable to determine the direct costs to the City and County for the electronic waste and household hazardous waste events. This data will be provided in the January 2026 Board Report.

Saturday, September 27, 2025: ***Furniture / Mattresses***

A total of 147 vehicles participated, including 113 from the County and 34 from the City; 23,160 lbs. of furniture and mattresses were collected from the County; 6,920 lbs. of furniture and mattresses were collected from the City. Charges for this program were $2,417.16 to the County and $910.96 to the City.

Saturday, October 4, 2025: ***Appliances***

A total of 259 vehicles participated, including 192 from the County and 67 from the City; 18,300 lbs. of appliances and 200 freon units were collected from the County; 6,440 lbs. of appliances and 73 freon units were collected from the City. Charges for this program were $5,413.96 to the County and $2,035.77 to the City.

Saturday, October 11, 2025: ***Tires***

A total of 123 vehicles participated, including 105 from the County and 18 from the City. 3.40 tons from the City and 20.92 tons from the County. Total tonnage of tires was 24.32 tons. Charges for this program were $5,451.38 to the County and $1,202.06 to the City.

Transfer Station Update

Our average daily tonnages have shown a marked increase in the last two months. We believe this is due to two demolition projects. One of these was a UVA project and the other was Flow car dealership on Pantops. Tonnages are expected to revert to past levels, as shown in the following figure.

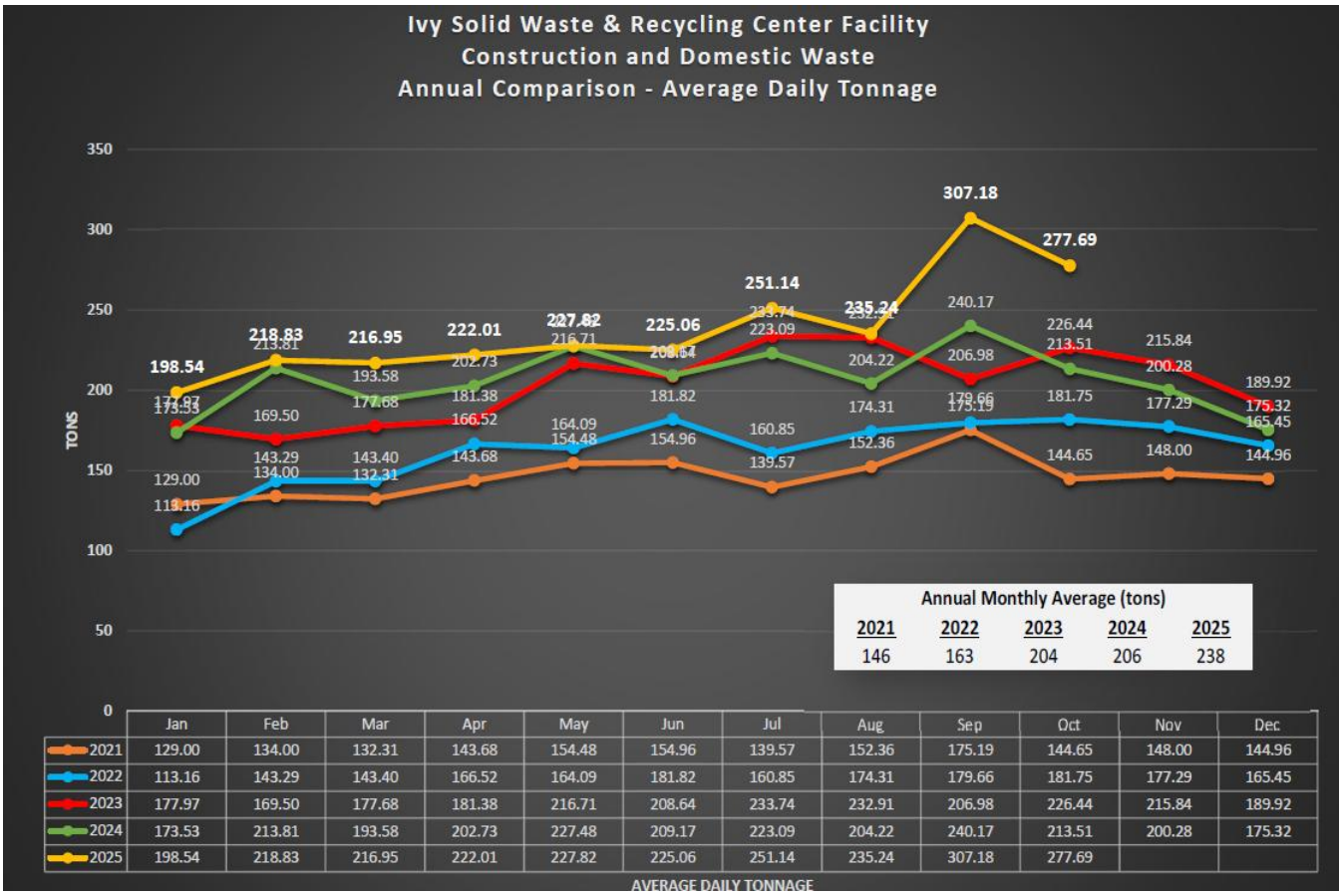

	Jan	Feb	Mar	Apr	May	Jun	Jul	Aug	Sep	Oct	Nov	Dec
2021	129.00	134.00	132.31	143.68	154.48	154.96	139.57	152.36	175.19	144.65	148.00	144.96
2022	113.16	143.29	143.40	166.52	164.09	181.82	160.85	174.31	179.66	181.75	177.29	165.45
2023	177.97	169.50	177.68	181.38	216.71	208.64	233.74	232.91	206.98	226.44	215.84	189.92
2024	173.53	213.81	193.58	202.73	227.48	209.17	223.09	204.22	240.17	213.51	200.28	175.32
2025	198.54	218.83	216.95	222.01	227.82	225.06	251.14	235.24	307.18	277.69		

Outreach

We completed the following outreach efforts since the last Board Meeting:

- 9/25/2025 - United Way Awards Banquet – Recognition for our Oyster Shell Program
- 10/22/2025 – UVA Student tour of Ivy to discuss Transfer Station Design
- 10/23/2025 – CMA Green Team discussion about recycling and trends in the industry

RIVANNA SOLID WASTE AUTHORITY
695 Moores Creek Lane | Charlottesville, Virginia 22902-9016
434.977.2970
434.293.8858
www.rivanna.org

MEMORANDUM

TO: **RIVANNA SOLID WASTE AUTHORITY BOARD OF DIRECTORS**

FROM: **BETSY NEMETH, DIRECTOR OF ADMINISTRATION AND COMMUNICATIONS**

REVIEWED BY: **BILL MAWYER, EXECUTIVE DIRECTOR**

SUBJECT: **ADMINISTRATION AND COMMUNICATIONS DIVISION REPORT**

DATE: **NOVEMBER 18, 2025**

Human Resources

Fiscal year-to-date turnover for the Rivanna Solid Waste Authority through November 7, 2025, is 0%.

We celebrated with our employees at our annual Employee Appreciation Event at the Ivy Solid Waste & Recycling Center on November 6, 2025. We recognized two employees for their years of service to Rivanna and to our community:

- Phil McKalips, Director of Solid Waste – 10 Years of Service
- Kierra Ward, Heavy Equipment Operator – 5 Years of Service

Leah Beard, our Human Resources Manager, attended a training workshop on Worker's Compensation on September 25th. Alisa Cooper, Our Payroll & Benefits Coordinator, attended a workshop on Virginia's Retirement System on October 28th.

Safety

Our Safety Manager, George Cheape, completed his OSHA training certification through West Virginia University. He is now a certified trainer and can provide safety training to Rivanna employees. This will allow us much more flexibility around our safety training and save us training expenses.

In early 2026, we expect to go live with new safety training and incident reporting software from *Safety Plus*.

Community Outreach

We hosted a Pumpkin Smash at McIntire Recycling Center where members of our community could compost their pumpkins starting on November 5th.

David Rhoades, our Solid Waste Manager and Westley Kern, our Communications & Outreach Coordinator, attended a United Way Awards Dinner where RWSA received an award for "Impact in Habitat Restoration" for our oyster shell recycling program. During the United Way's Day of Caring, volunteers from Brown Advisory and Atlantic Union Bank bagged the oyster shells that have been collected at the McIntire Recycling Center so that they could be transported to the Virginia Oyster Shell Recycling Program at VUC's Rice Rivers Center for seeding and restoration to the Chesapeake Bay.

RIVANNA SOLID WASTE AUTHORITY
695 Moores Creek Lane | Charlottesville, Virginia 22902-9016
434.977.2970
434.293.8858
www.rivanna.org

Board Meeting Schedule

Listed below are the proposed RSWA Board of Directors meeting dates for calendar year 2026:

Tuesday, January 27, 2026

Tuesday, March 24, 2026

Tuesday, May 26, 2026

Tuesday, July 28, 2026

Tuesday, September 22, 2026

Tuesday, November 17, 2026*

* The November meeting is advanced to avoid a conflict with the week of Thanksgiving.

RSWA meetings will start at 2:00 p.m. and be held in the conference room on the lower level of the Albemarle County Service Authority, 168 Spotnap Road, Charlottesville, VA.

Written comments received from the public before the meeting will be presented by staff at the meeting. The public may view and comment virtually during the meeting via Zoom; a link will be posted on our website prior to each meeting. Video recordings of the meetings will be posted to our website.

RIVANNA SOLID WASTE AUTHORITY
695 Moores Creek Lane | Charlottesville, Virginia 22902-9016
434.977.2970
434.293.8858
www.rivanna.org

MEMORANDUM

TO: RIVANNA SOLID WASTE AUTHORITY BOARD OF DIRECTORS

FROM: LEAH BEARD, HR MANAGER

REVIEWED BY: BILL MAWYER, EXECUTIVE DIRECTOR

SUBJECT: APPROVAL OF THE RIVANNA SOLID WASTE AUTHORITY HOLIDAY SCHEDULE FOR CALENDAR YEAR 2026

DATE: NOVEMBER 18, 2025

This memo is to propose a schedule for 13.5 paid holidays to be observed during calendar year 2025, as indicated by the attachment.

This schedule has been determined in accordance with our Personnel Management Plan Holiday Leave Policy. In addition to the 12.5 observed holidays listed in our Personnel Management Plan, this schedule includes Friday, January 2, 2026, since the office will be closed on Thursday, January 1st.

The Rivanna Solid Waste Authority facilities, including the Ivy Solid Waste and Recycling Center, the Meade Avenue Paper Sort Facility, the McIntire Recycling Center, and the Southern Albemarle Convenience Center, will be closed to the public on the following six holidays: New Year's Day, Memorial Day, Independence Day, Labor Day, Thanksgiving Day, and Christmas Day. Staff will receive additional compensation for work performed to keep our facilities open to the public on the remaining 7.5 holidays.

Board Action Requested

Approval of the attached Holiday Schedule for Calendar Year 2026.

2026 HOLIDAY SCHEDULE

13.5 days

NEW YEAR'S DAY:
New Year's Day - Thursday, January 1, 2026,
& Day After New Year's Day - Friday, January 2, 2026

MARTIN LUTHER KING, JR DAY (Floating)
Monday, January 19, 2026

PRESIDENT'S DAY (Floating)
Monday, February 16, 2026

MEMORIAL DAY
Monday, May 25, 2026

JUNETEENTH (Floating)
Friday, June 19, 2026

INDEPENDENCE DAY
Friday, July 3, 2026

LABOR DAY
Monday, September 7, 2026

VETERAN'S DAY (Floating)
Wednesday, November 11, 2026

THANKSGIVING:
1/2 Day Before – Wednesday, November 25, 2026
Thanksgiving Day – Thursday, November 26,2026
Day After Thanksgiving – Friday, November 27, 2026

CHRISTMAS:
Christmas Eve – Thursday, December 24, 2026
Christmas Day – Friday, December 25, 2026

- Our offices will be open on Floating Holidays.

Enhanced Employee Safety with “OK Alone” System

PRESENTED BY:

DANIEL CAMPBELL, DIRECTOR OF OPERATIONS AND ENVIRONMENTAL SERVICES

BOARD OF DIRECTORS MEETING

NOVEMBER 18, 2025

RIVANNA SOLID WASTE AUTHORITY



McIntire Recycling Center


SACC

Meade Avenue Baling Facility

Employee Safety

- There are three Rivanna Solid Waste Authority facilities where employees are required to work alone:
  - Southern Albemarle Area Convenience Center
  - McIntire Recycling Center
  - Meade Avenue Baling Facility

Safety Check Log

Date	Friday, November 7, 2025

Key	
ON	Facility sign on
OFF	Facility sign off
A	Safety check cleared
B	Safety issue. Note actions taken at bottom.
C	Facility has 2+ personnel. Safety checks no longer required.
D	Facility has reduced personnel. Safety checks required.

Time	Person Responsible for Handling Safety Checks
0000-0600	Buyaki/Lyon
0600-0800	Deakin / Andriliunas
0800-1400	R-Base
1400-1630	R-Base (Kern)
1630-1800	Deakin / Andriliunas
1800-2400	Foster/Eveleth

	Water				Wastewater			Solid Waste			Lab
Time	Crozet WTP	N. Riv. WTP	Scottsville WTP	Red Hill WTP	Glenmore WWTP	Scottsville WWTP	Stone Rob. WWTP	McIntire Recycling	Meade Papersort	Southern Albemarle	Moore's Creek
5:30 AM											
5:45 AM									On		
6:00 AM	ON										
6:15 AM											
6:30 AM											
6:45 AM	A								A		
7:00 AM		ON									
7:15 AM											
7:30 AM				ON				ON			
7:45 AM											
8:00 AM											
8:15 AM				OFF							
8:30 AM											
8:45 AM	A	A	ON		ON	ON		A	A	ON	
9:00 AM											
9:15 AM											
9:30 AM											
9:45 AM											
10:00 AM											
10:15 AM											
10:30 AM											
10:45 AM	A	A	A		A	A		A	A	A	
11:00 AM		OFF									
11:15 AM											
11:30 AM											
11:45 AM											
Noon											
12:15 PM											
12:30 PM											
12:45 PM	A		A		A	A		A	A	A	
1:00 PM											
1:15 PM											
1:30 PM											
1:45 PM									OFF		
2:00 PM											
2:15 PM											
2:30 PM											
2:45 PM	A		A		A	A		A		A	
3:00 PM						OFF					
3:15 PM											
3:30 PM					OFF						
3:45 PM											
4:00 PM											
4:15 PM			OFF								
4:30 PM											
4:45 PM	A							A		A	
5:00 PM											
5:15 PM											
5:30 PM										OFF	
5:45 PM								OFF			
6:00 PM	OFF										
6:15 PM											

Employee Safety

- Current "safety check" system uses a two-way radio when employees work alone
  - Every 2 hours Admin Assistant at Moores Creek radios employees to confirm they are safe.
  - If there is no answer, Admin Assistant initiates a series of repeat radio checks and phone calls. This could delay getting needed services in the event of an emergency.
  - This process is in place 24 hours a day 7 days a week. Water Operations staff does the safety checks when Moores Creek Admin office is not staffed.

OKALONE
A Peoplesafe Company

RSWA evaluated several different options for employee safety notification.

OKALONE was selected because it uses cell phones, does not require additional hardware, was fully customizable and included a 3rd party option for additional employee monitoring.

OKALONE will follow the steps below if a safety check is missed.

Missed Check In Process

Here are the steps taken when a worker misses a check in, a high risk alert or has a worker down alert. A help alert has zero grace period.

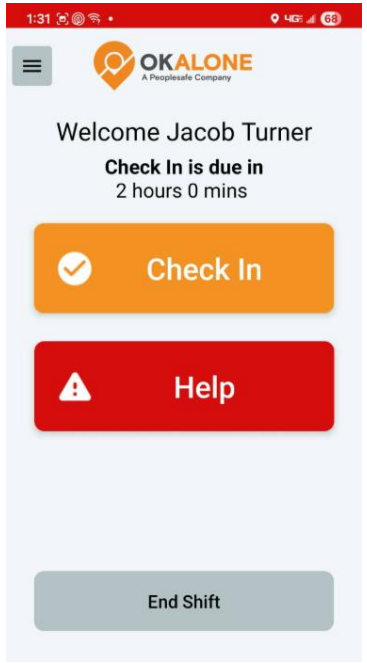

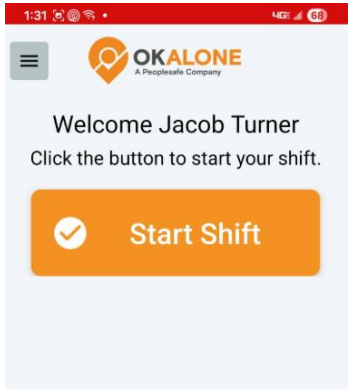

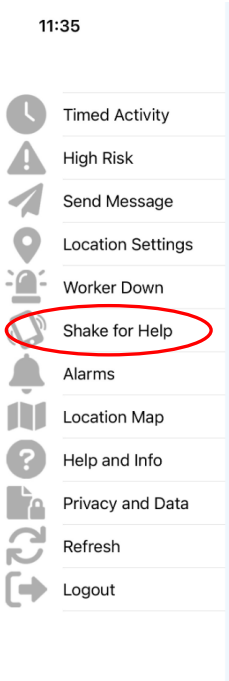

OKALONE was installed on more than 100 Rivanna Authority smart phones

Benefits of OKALONE software

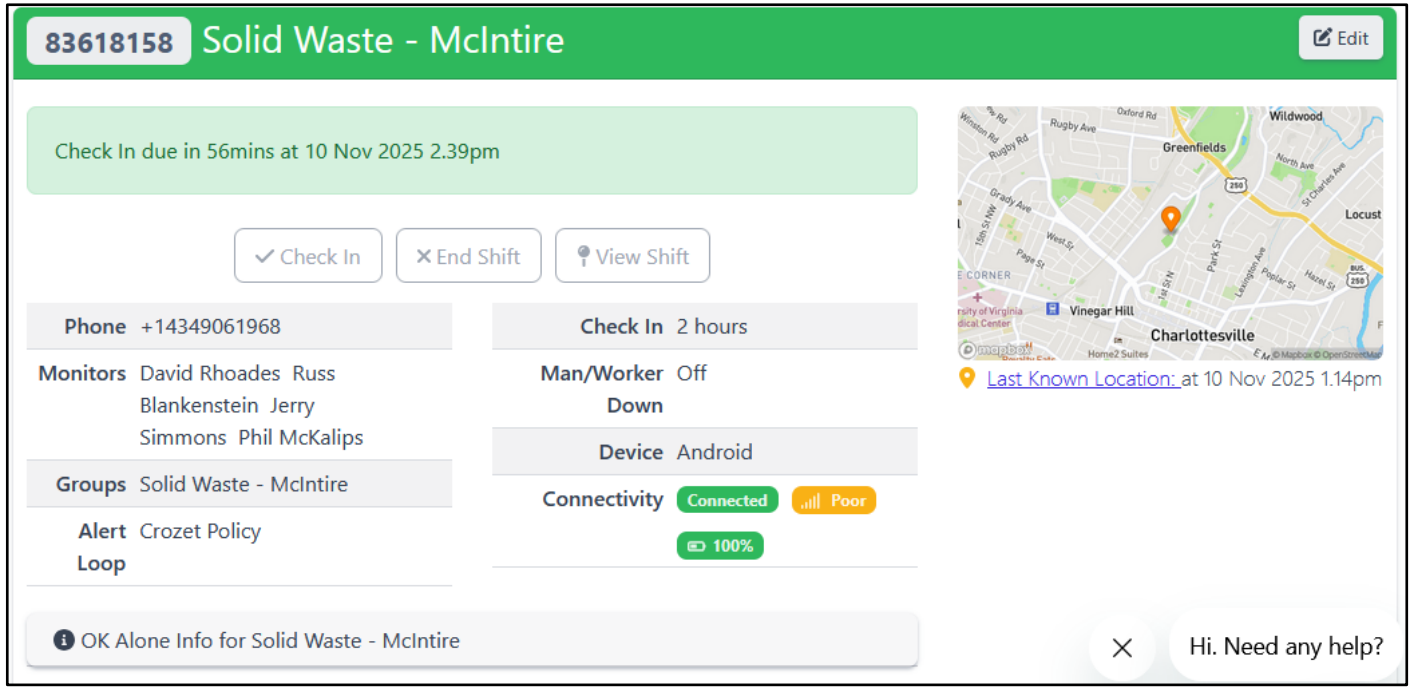

- Employee can initiate an emergency
- Employee location is included
- Supervisors and Managers are notified immediately if there is a problem
- More employees can use it

Benefits of OKALONE software

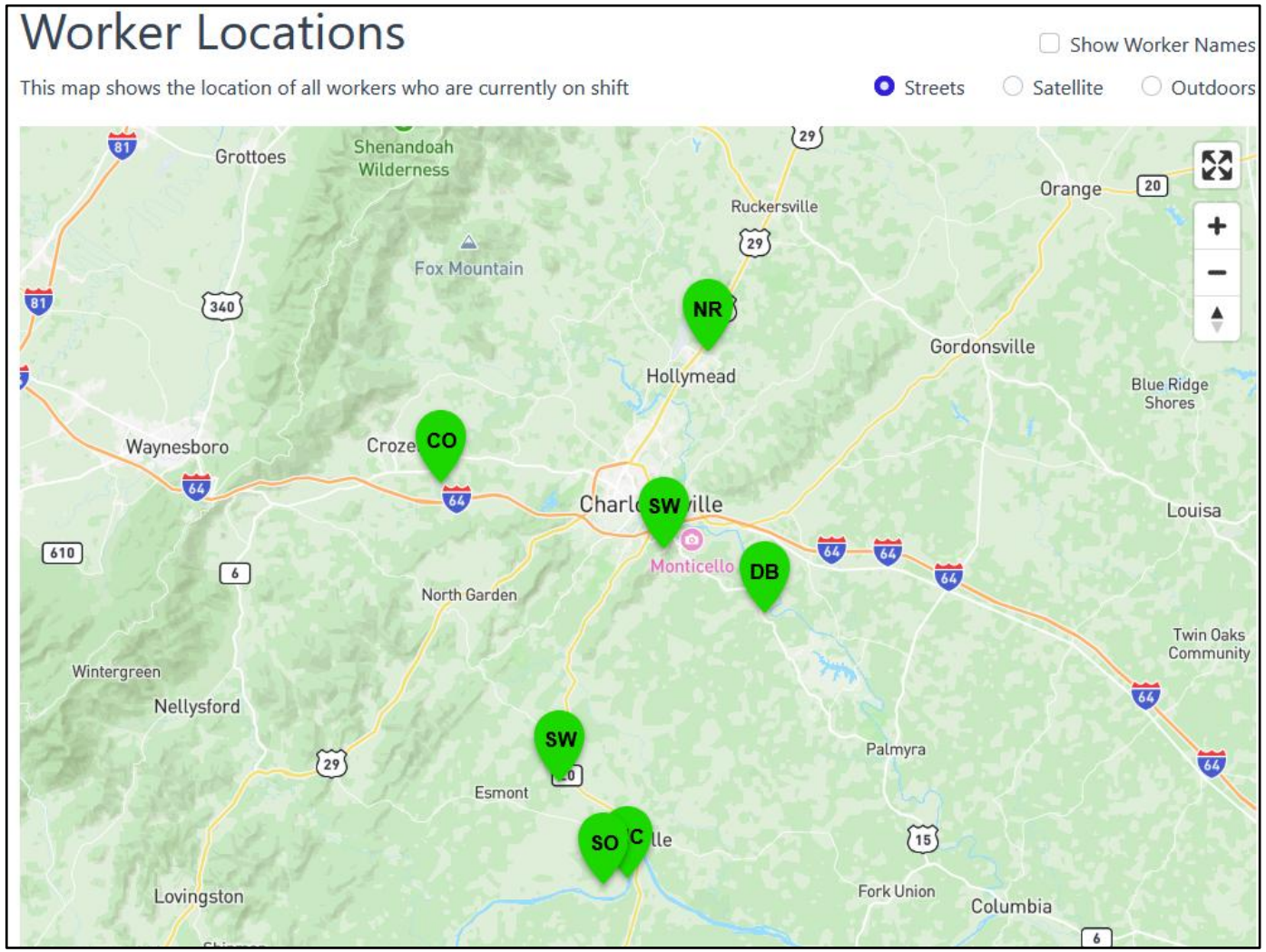

- Current radio check system requires about 3.5 hours a week of work from staff.
- Staff savings of approximately 3.5 hours/week or $5,500/year.
- Staff performing radio checks can be reassigned more job appropriate tasks.
- OKALONE costs $112/employee per month or $4k/year.
- Optimization savings = $1,500/year.

Questions?



McIntire Recycling Center

Meade Avenue Baling Facility

Southern Albemarle Convenience Center

The Future of Solid Waste Programs

Presented to the Board of Directors
By Bill Mawyer, Executive Director
November 18, 2025

RIVANNA
SOLID WASTE AUTHORITY

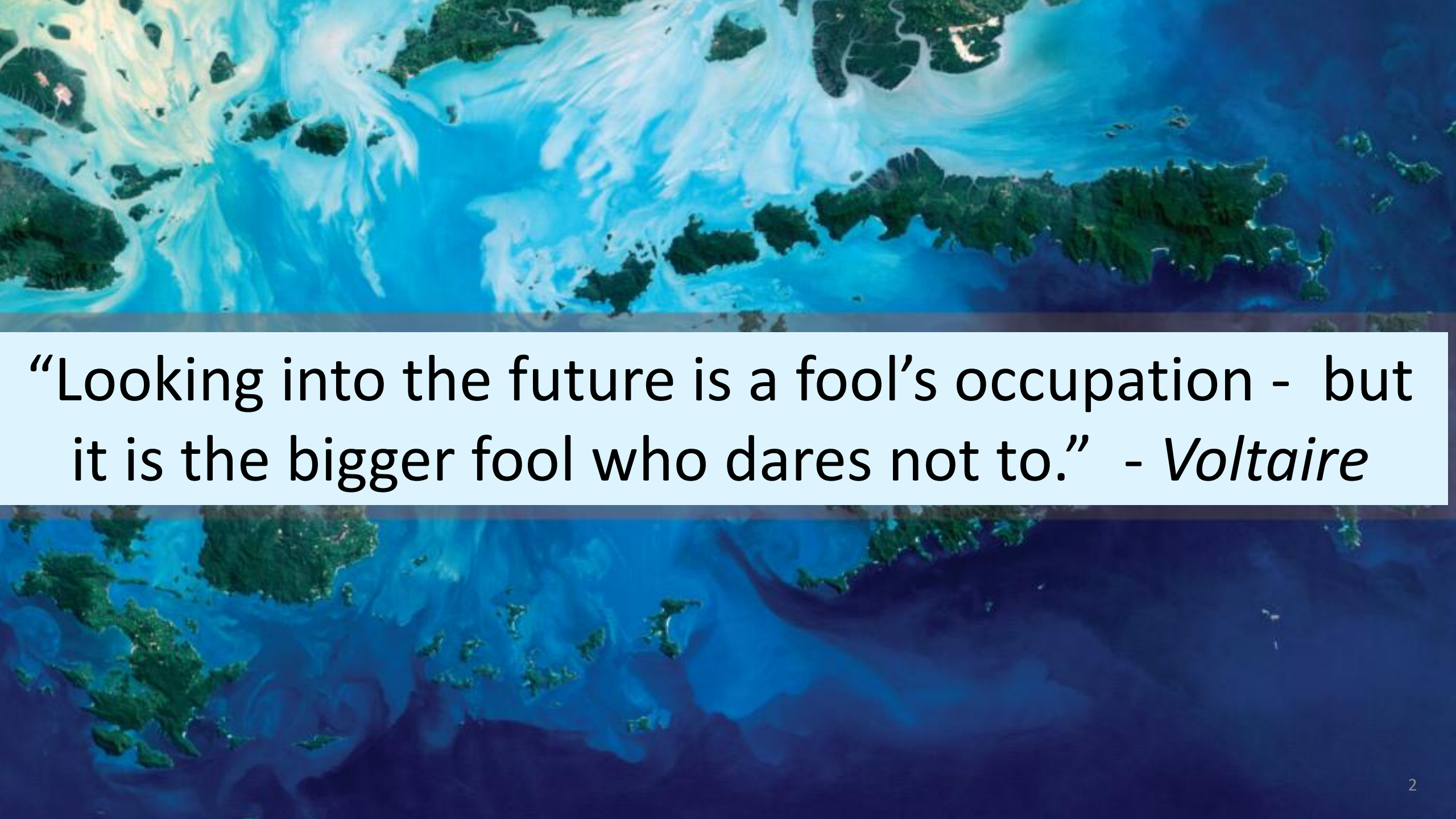

“Looking into the future is a fool’s occupation - but it is the bigger fool who dares not to.” - *Voltaire*

SOLID WASTE CHALLENGES

CAPACITY

REGULATIONS

EMERGING CONTAMINANTS

TECHNOLOGY

SUSTAINABILITY

AFFORDABILITY

Capacity

UVA - stabile foundation of local economy



UVA supports almost 30k jobs in Albemarle & Charlottesville. Economic impact on Va's economy is estimated to be $5.9 B annually.

Construction industry is major source of waste

These materials include aggregates such as concrete, asphalt, asphalt shingles, gypsum wallboard, wood, and metals.

Source: EPA, United States Department of Transportation

Total waste from construction-related projects is double the municipal waste from homes and businesses.

Over 20% of the United States waste stream is estimated to be construction and demolition waste.

Construction and demolition waste generation in the U.S. increased by 342% from 1990 to 2018.

Population Growth

UVA's Weldon Cooper Population Projections *July 2025*

LOCALITY	2020 CENSUS	2050 PROJECTED POPULATION	2050 PROJECTED CHANGE
Albemarle	112,395	152,770	35.92%
Charlottesville	46,553	57,832	24.23%

Planned large local growth & development:

- Housing - Rezoning strategies to increase # of units
- Education, Research & Manufacturing -
  UVAF, Manning Biomedical, Afton Scientific, Astra Zeneca

LANDFILL CAPACITY

- The United States generates an average of 4.9 pounds of trash per person every day - the highest amount of waste per person of any country.
- The US has 3,000 active landfills and 10,000 closed municipal landfills.
- According to the VDEQ's 2021 Annual Solid Waste Report, Virginia has 20 years of MSW landfill capacity remaining.
- MSW and CCD from Ivy SWRC are transported to Republic's Old Dominion Landfill in Henrico. Remaining permitted life – **15 Years**

REFUSE TRANSFER STRATEGY IS SUCCESSFUL

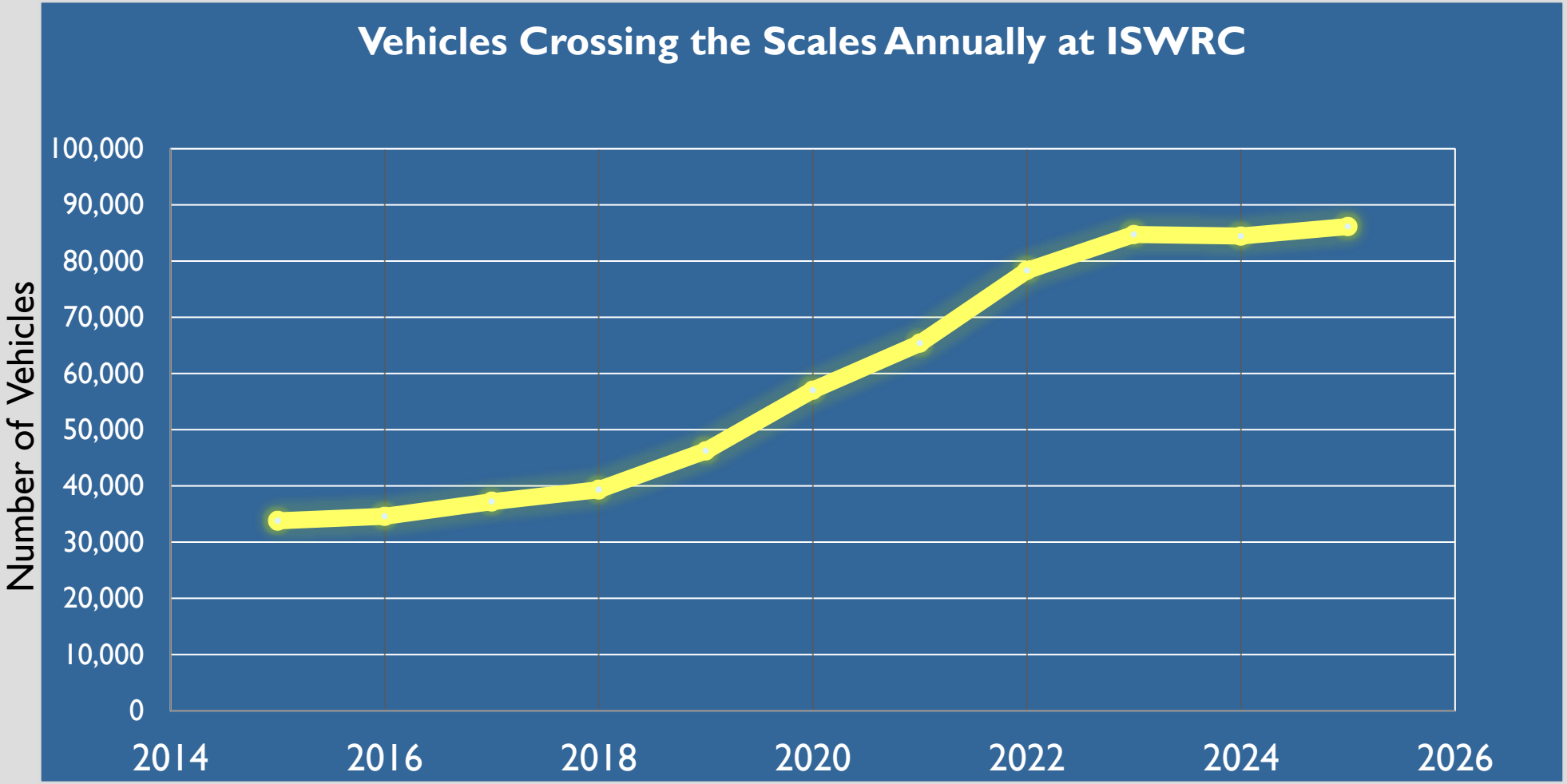

CAPACITY AND SUSTAINABILITY INVESTMENTS

NORTHERN ALBEMARLE CONVENIENCE CENTER

- Located between Berkmar Dr. and Rio Mills Rd.
- Accept bagged trash and recycled materials
- Construction:
  - 2026 – 2027
  - $1.8 M

SOLAR FARM

- 14 acres of solar cells on property we lease to Dominion Energy at the Ivy SWRC
- Completed: 2025

BALING FACILITY

- 17k sf metal building, ISWRC
- 11 tractor-trailer bays for recyclables
- 2 baling machines
- Construction:
  - 2025 – 2026
  - $6.4 M

ELECTRONIC AND BATTERY WASTE

- A record 62 M tons of e-waste was produced in 2022, up 82% from 2010. On track to rise another 32%, to 82 M tons by 2030.

- We are implementing a lithium battery collection program to protect trucks, trailers and facilities. Battery hazards include fire, environmental pollution, toxic gases, health and safety risks.

10% Recycled
Used Lithium Batteries

REDUCE, REUSE, RECYCLE

What gets recycled:

- ❖ Paper/cardboard: 81%
- ❖ Aluminum: 35%
- ❖ Glass containers: 31%
- ❖ Plastics: 9 %

- By 2040, there will be 1.3 billion tons of plastic waste present in the environment.
- 91% of plastic isn't recycled.
- The US throws away as many as 35 billion plastic water bottles each year.
- Plastic takes more than 400 years to degrade.
- 9 million tons of plastic trash winds up in our oceans each year.
- The Great Pacific Garbage Patch, a floating island of garbage located halfway between Hawaii and California, is estimated to be about 620,000 square miles in size — that's twice the size of Texas and three times the size of France.

COMPLEX WASTE STREAMS: SORTING AND RECYCLING WITH ARTIFICIAL INTELLIGENCE

- AMP Robotics Corp, artificial intelligence and robotics for the waste and recycling industry:
  - capable of sorting single stream, MSW, e-waste, plastics, metals
  - 90% capture rate of target materials
- Recycling and Disposal Solutions Company (RDS)
  - Portsmouth, VA: new 33,000-square-foot building;
  - Installed AMP system in 2023; currently processing 150 Tons per day of local MSW, diverting 60% or more from landfill
  - AMP Robotics acquired RDS for $91M, Sept. 2025
- *Future opportunity to boost diversion and recycling at the Transfer Station and Baling Facility*

Hampton Roads waste authority approves $450 million contract to use AI to reduce trash at the landfill

WHRO | By Katherine Hafner

November 3, 2025

- Southeastern Public Service Authority (SPSA) – handles trash for Norfolk, Chesapeake, Suffolk, Portsmouth, Virginia Beach, Franklin, Southampton and Isle of Wight Counties.
  - Until 2024, 80% of their trash was burned to produce steam energy.
  - Transport 1,000 tons of daily trash to landfill in Suffolk.
  - Working to expand the landfill, which would otherwise run out of space by late 2026. With expansion, capacity will be reached by 2060.
  - $450 M, 20-year contract with Commonwealth Sortations, AMP Robotics. Goal is to extend landfill life.

EMERGING CONTAMINANTS IN LEACHATE

- Leachate is generated when water trickles through buried solid waste. It is collected and transported to Moores Creek for treatment.
- Contains pollutants, such as ammonia, heavy metals, pesticides, and PFAS. Our wastewater treatment process does not remove PFAS.

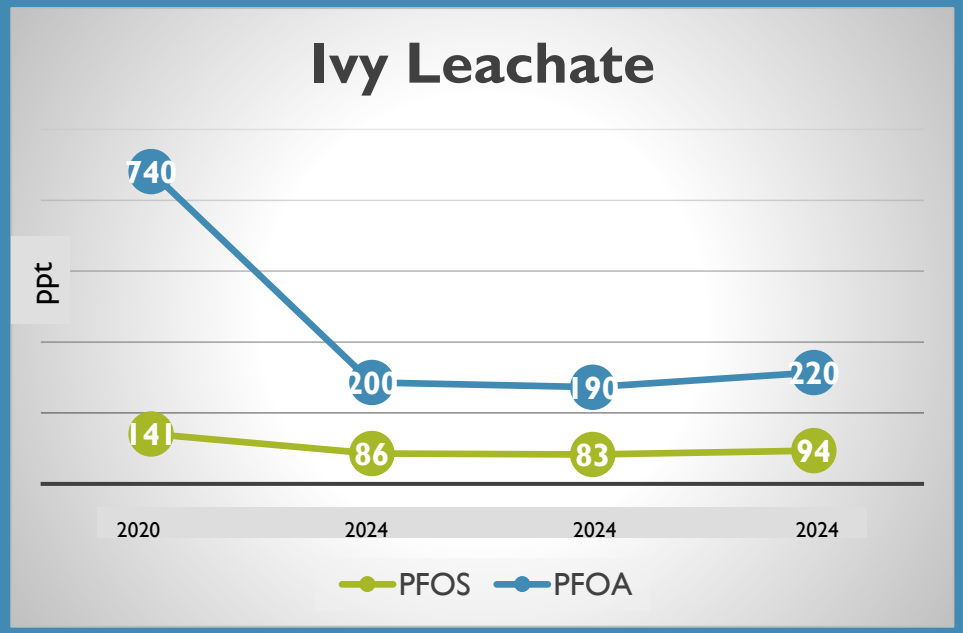

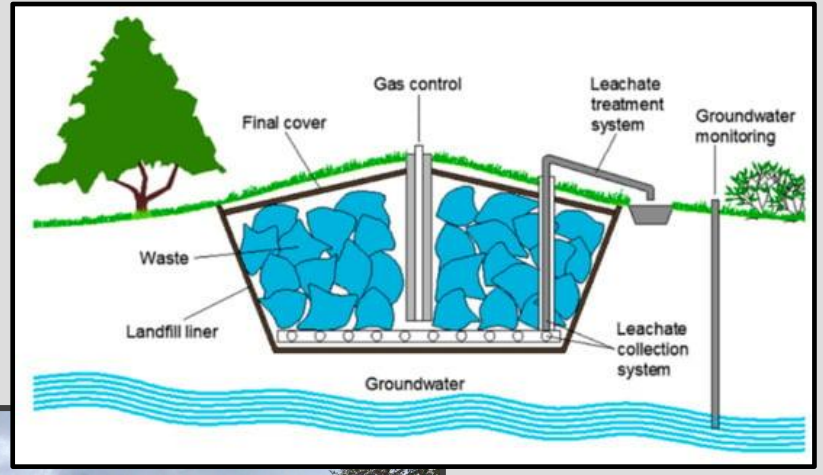

Ivy Leachate Pond

Leachate transport to MCAWRRF

Additional Refuse Disposal Options

Waste to Energy Incineration

Incineration is a process that uses waste as a fuel in to create energy. The downside to this process is that additional greenhouse gases in the form of CO2 are created.

Bioreactor Landfills

Aerobic - In an aerobic bioreactor landfill, leachate is removed from the bottom layer, piped to liquids storage tanks, and re-circulated into the landfill in a controlled manner. Air is injected into the waste mass using vertical or horizontal wells to promote aerobic activity and accelerate waste stabilization.

Anaerobic - In an anaerobic bioreactor landfill, moisture is added to the waste mass in the form of re-circulated leachate and other sources to obtain optimal moisture levels. Biodegradation occurs in the absence of oxygen (anaerobically) and produces landfill gas. Landfill gas - primarily methane - can be captured to minimize greenhouse gas emissions and can be used for energy projects.

Hybrid (Aerobic-Anaerobic) - The hybrid bioreactor landfill accelerates waste degradation by employing a sequential aerobic-anaerobic treatment to rapidly degrade organics in the upper sections of the landfill and collect gas from lower sections. Operation as a hybrid results in the earlier onset of methanogenesis compared to aerobic landfills.

Composting/Organic Waste Recycling

Composting is a process that allows biological waste, such as rotten food, to break down naturally. Composting allows for organic waste to be recycled rapidly, and be turned into fertilizer, which can be used in farming.

Advanced Technologies

Pyrolysis uses high temperatures to break down organic waste into smaller portions, which can then be disposed of more easily. Another process known as plasma arc gasification catalyzes organic matter into synthetic gases and solid waste known as slag. The slag can then be used as a solid for construction material and other purposes.

VA REGIONAL SOLID WASTE AUTHORITIES GROUP

Summary

- *Landfill capacity will be a state and national issue over the next 20 years.*
- *Regulatory requirements to address PFAS in leachate and biosolids will increase the complexity and cost of refuse disposal.*
- *Technology and regional partnerships may provide opportunities to improve affordability.*
- *Public awareness and education are critical.*
- *A long-term Strategic Plan will be essential to guide decisions.*

Questions?